

SOUTHWEST WISCONSIN  
TECHNICAL COLLEGE

— AND —

SOUTHWEST WISCONSIN  
CAREER PREP CONSORTIUM

# ANNUAL REPORT

2020–2021

A PARTNERSHIP BETWEEN



AND AREA SCHOOL DISTRICTS





## A Message from the College President

The thirty school districts in Southwest Tech's five county service district are integral partners to the success of our students. Please review this report of the accomplishments we have achieved together.

As a former high school teacher, I have a deep respect for the in-class work of the teachers who help students earn college credit. Similarly, I am grateful for our college instructors who ensure our programs and curriculum are of the highest quality. Thank you to the principals and superintendents who provide support for the partnerships. We also appreciate our industry

partners who bring a real-world perspective to the future jobs available to graduates.

We continue to redefine the best way to provide teaching and learning opportunities in our college district. If you have feedback, please reach out and share your perspective. In the meantime, here's to the tremendous opportunities being provided by teachers, instructors, administrators, and industry partners...it's all about student success!

Sincerely,

  
JASON S. WOOD, PH.D.

# DUAL CREDIT OPPORTUNITIES WITH AREA HIGH SCHOOLS

Southwest Tech partners with local high schools to offer dual credit opportunities for students allowing for a seamless transition from secondary to post-secondary education. At this time, Southwest Tech currently offers the following dual credit opportunities:



### ADVANCED STANDING

High school course that meets the competencies of a technical college course. Students earning a B or better are awarded the course credit upon enrollment in a program at the technical college.

### TRANSCRIPTED CREDIT

College-level course taught by a WTCS certified high school instructor at the high school during the traditional school day. Student receives technical college credit upon completion of the course.

### START COLLEGE NOW

Program established by the State of Wisconsin that allows high school juniors and seniors to enroll in technical college courses that are not comparable to courses offered at the high school.

### CoIIEDGE UP

A program established through a partnership between Southwest Tech and CESA #3 allowing students to earn a technical diploma or portions of an associate degree program while still enrolled in high school.

### 38.14 CONTRACTED COURSES

Southwest Tech courses taught face-to-face at the high school or virtually by Southwest Tech faculty at a time that will work within the high school schedule.

# TRANSCRIPTED CREDIT & ADVANCED STANDING AGREEMENTS BY SCHOOL DISTRICT

Students are able to apply their transcribed credit or advanced standing by enrolling in programs at Southwest Tech following high school graduation. In the fall of 2021, 213 students with transcribed credit enrolled in programs with 38 of these continuing in the same program of study, and four students with advanced standing enrolled in programs. The following articulation agreements were in place during the 2020-2021 school year:

## Argyle

---

### TRANSCRIPTED CREDIT

- Animal Science

## Barneveld

---

### TRANSCRIPTED CREDIT

- Accounting I-Part 1
- Accounting I-Part 2
- Personal Finance

## Black Hawk

---

### TRANSCRIPTED CREDIT

- Animal Science
- Oral/Interpersonal Communication

## Boscobel

---

### TRANSCRIPTED CREDIT

- Accounting I
- Computer Applications
- English Composition I
- Marketing Principles
- Oral/Interpersonal Communication
- Speech
- Written Communication

## Cassville

---

### TRANSCRIPTED CREDIT

- Accounting I

## Cuba City

---

### TRANSCRIPTED CREDIT

- Accounting I
- ECE: Foundations of Early Childhood Education
- Introduction to Business

## Darlington

---

### TRANSCRIPTED CREDIT

- Introduction to Psychology
- Speech

## Dodgeville

---

### TRANSCRIPTED CREDIT

- Applied Mathematics
- Business Law I
- Introduction to Psychology

## Fennimore

---

### TRANSCRIPTED CREDIT

- Accounting I
- Animal Science
- Automotive Maintenance
- Beginning Microsoft Access
- Beginning Microsoft Excel
- Beginning Microsoft Word
- Consumer Equipment Maintenance & Repair
- GMAW-Carbon Steel (S Process)
- Intermediate Microsoft Excel
- Intermediate Microsoft Word
- Introduction to Business
- Microsoft PowerPoint
- Oral/Interpersonal Communication
- Personal Finance
- Plant Science
- QuickBooks
- SMAW
- SMAW - Equipment

### ADVANCED STANDING

- Agribusiness Management

## Highland

---

### TRANSCRIPTED CREDIT

- Accounting I
- Beginning Microsoft Excel
- Beginning Microsoft Word
- Introduction to Business

# TRANSCRIPTED CREDIT / ADVANCED STANDING

## Iowa-Grant

---

### TRANSCRIPTED CREDIT

- Accounting I
- Agribusiness Management
- Animal Science
- Intro to Soils
- Personal Finance
- Plant Science

## Ithaca

---

### TRANSCRIPTED CREDIT

- Applied Mathematics

## Jo Daviess Carroll CTE Academy

---

### ADVANCED STANDING

- Color Theory
- Design Fundamentals
- Portfolio Introduction

## Kickapoo

---

### TRANSCRIPTED CREDIT

- Accounting I
- Applied Mathematics
- Fundamentals of Chemistry

## Lancaster

---

### TRANSCRIPTED CREDIT

- Accounting I
- Computer Applications
- Consumer Equipment Maintenance & Repair
- Economics
- Introduction to Psychology
- Introduction to Sociology
- Speech
- Written Communication

## Mineral Point

---

### ADVANCED STANDING

- Animal Science

## North Crawford

---

### TRANSCRIPTED CREDIT

- Accounting I
- Computer Applications
- Personal Finance
- Written Communication

## Pardeeville

---

### TRANSCRIPTED CREDIT

- Agribusiness Management
- Animal Science
- Golf Course Design & Renovation
- Plant Science

## Pecatonica

---

### TRANSCRIPTED CREDIT

- Accounting I
- Agribusiness Management
- Animal Science
- Beginning Microsoft Access
- Beginning Microsoft Excel
- Beginning Microsoft Word
- College Mathematics
- Consumer Equipment Maintenance & Repair
- Intermediate Microsoft Excel
- Intermediate Microsoft Word
- Introduction to Business
- Microsoft PowerPoint
- Personal Finance
- Plant Science
- Welding for Maintenance

## Platteville

---

### TRANSCRIPTED CREDIT

- Accounting I
- Business Law I
- Marketing Principles
- SMAW
- SMAW - Equipment

## Potosi

---

### TRANSCRIPTED CREDIT

- Accounting I-Part 1
- Accounting I-Part 2
- Animal Science
- Personal Finance
- Plant Science

# TRANSCRIPTED CREDIT / ADVANCED STANDING

## Prairie du Chien

---

### TRANSCRIPTED CREDIT

- Accounting I
- Applied Mathematics
- Beginning Microsoft Access
- Beginning Microsoft Excel
- Beginning Microsoft Word
- College Technical Math 1A
- College Technical Math 1B
- Computer Applications
- Consumer Equipment Maintenance & Repair
- General Physics
- Intro to American Government
- Introduction to Business
- Introduction to Psychology
- Introduction to Sociology
- Introductory Statistics
- Marketing Principles
- Oral/Interpersonal Communication
- Personal Finance
- Plant Science
- Speech
- Written Communication

## Richland Center

---

### TRANSCRIPTED CREDIT

- Accounting I

## River Ridge

---

### TRANSCRIPTED CREDIT

- Accounting I
- Animal Science
- Computer Applications
- Introduction to Business
- Marketing Principles
- Oral/Interpersonal Communication
- Personal Finance
- Written Communication

## River Valley

---

### TRANSCRIPTED CREDIT

- Animal Science
- Introduction to Soils
- Plant Science
- Speech

### ADVANCED STANDING

- Personal Finance

## Riverdale

---

### TRANSCRIPTED CREDIT

- Accounting I
- Applied Mathematics

## Seneca

---

### TRANSCRIPTED CREDIT

- Introduction to Business

## Southwestern

---

### TRANSCRIPTED CREDIT

- Accounting I
- College Mathematics
- Introduction to Soils
- Personal Finance
- Plant Science

## Weston

---

### TRANSCRIPTED CREDIT

- Accounting I-Part 1
- Accounting I-Part 2
- Animal Science
- Consumer Equipment Maintenance & Repair
- Introduction to Soils
- Personal Finance
- Plant Science
- Related Welding

### ADVANCED STANDING

- Agribusiness Management

---

**For more information contact Mary Johannesen**

Career Prep and Dual Enrollment Coordinator  
608-822-2367 [mjohannesen@swtc.edu](mailto:mjohannesen@swtc.edu)

# TRANSCRIPTED CREDIT

## COURSE COMPLETION

High school students earned credit valued at \$811,789.76 in 2020-2021 through transcribed credit. There is no cost to the student or high school for students participating in transcribed credit courses.

| 2020–2021 TRANSCRIPTED CREDIT COURSE COMPLETION TOTALS |              |                              |                                       |                             |   |                           |                     |
|--|--------------|------------------------------|---------------------------------------|-----------------------------|---|---------------------------|---------------------|
| HIGH SCHOOL DISTRICT                                   | # OF COURSES | TOTAL # OF STUDENTS ENROLLED | TOTAL # OF STUDENTS COMPLETING COURSE | COMPLETION RATE PERCENTAGE* | UNDUPLICATED # OF STUDENTS EARNING CREDIT | TOTAL # OF EARNED CREDITS | TOTAL TUITION VALUE |
| Barneveld  | 2            | 29                           | 28                                    | 96.6%                       | 24  | 39                        | \$5,973.47          |
| Blackhawk  | 2            | 28                           | 28                                    | 100.0%                      | 28  | 84                        | \$12,908.82         |
| Boscobel   | 7            | 154                          | 138                                   | 89.6%                       | 77  | 409                       | \$61,836.57         |
| Cassville  | 1            | 1                            | 1                                     | 100.0%                      | 1   | 4                         | \$610.92            |
| Cuba City  | 1            | 2                            | 2                                     | 100.0%                      | 2   | 6                         | \$904.38            |
| Darlington   | 2            | 103                          | 98                                    | 95.1%                       | 75  | 294                       | \$44,314.62         |
| Dodgeville   | 3            | 57                           | 51                                    | 89.5%                       | 39  | 141                       | \$21,270.93         |
| Fennimore  | 17           | 383                          | 344                                   | 89.8%                       | 128                                       | 504                       | \$79,814.42         |
| Highland   | 4            | 71                           | 64                                    | 90.1%                       | 41  | 127                       | \$19,363.71         |
| Iowa Grant   | 4            | 92                           | 89                                    | 96.7%                       | 79  | 223                       | \$34,479.29         |
| Ithaca   | 1            | 5                            | 4                                     | 80.0%                       | 4   | 8                         | \$1,211.84          |
| Kickapoo   | 2            | 12                           | 12                                    | 100.0%                      | 10  | 28                        | \$4,251.44          |
| Lancaster  | 7            | 298                          | 279                                   | 93.6%                       | 147                                       | 732                       | \$110,596.36        |
| North Crawford   | 2            | 33                           | 32                                    | 97.0%                       | 30  | 38                        | \$5,833.74          |
| Pardeeville  | 2            | 14                           | 13                                    | 92.9%                       | 13  | 39                        | \$6,092.97          |
| Pecatonica   | 10           | 120                          | 116                                   | 96.7%                       | 65  | 201                       | \$32,240.73         |
| Platteville  | 5            | 34                           | 30                                    | 88.2%                       | 24  | 83                        | \$13,392.09         |
| Potosi   | 5            | 19                           | 19                                    | 100.0%                      | 16  | 43                        | \$6,688.89          |
| Prairie du Chien                                       | 20           | 868                          | 699                                   | 80.5%                       | 211                                       | 1,733                     | \$263,110.59        |
| River Ridge  | 7            | 148                          | 140                                   | 94.6%                       | 87  | 326                       | \$49,576.98         |
| River Valley   | 3            | 27                           | 26                                    | 96.3%                       | 24  | 78                        | \$12,020.94         |
| Riverdale  | 1            | 12                           | 12                                    | 100.0%                      | 12  | 24                        | \$3,635.52          |
| Seneca   | 1            | 4                            | 4                                     | 100.0%                      | 4   | 12                        | \$1,808.76          |
| Southwestern   | 5            | 45                           | 41                                    | 91.1%                       | 34  | 97                        | \$14,761.31         |
| Weston   | 5            | 18                           | 11                                    | 61.1%                       | 9   | 29                        | \$5,090.67          |
| <b>TOTAL</b>   | <b>119</b>   | <b>2,577</b>                 | <b>2,281</b>                          | <b>88.51%</b>               | <b>1,184</b>                              | <b>5,302</b>              | <b>\$811,789.96</b> |

**For more information contact Mary Johannesen**

Career Prep and Dual Enrollment Coordinator  
608-822-2367 mjohannesen@swtc.edu

# START COLLEGE NOW

The Start College Now program is an opportunity for students in grades 11 and 12 currently enrolled in a Wisconsin public high school to attend a Wisconsin technical college for the purpose of taking one or more courses to earn credit toward a high school diploma and a college degree at the same time. The following is a brief summary of those who participated in the Start College Now program during 2020-2021.

| 2020-2021 START COLLEGE NOW<br>Participation by High School |                    |           |
|---|--------------------|-----------|
| SCHOOL DISTRICT   | NUMBER OF STUDENTS |           |
|   | Fall               | Spring    |
| Argyle  | 0                  | 1         |
| Barneveld   | 1                  | 3         |
| Black Hawk  | 1                  | 0         |
| Boscobel  | 1                  | 3         |
| Cassville   | 6                  | 3         |
| Darlington  | 2                  | 0         |
| Dodgeville  | 18                 | 15        |
| Fennimore   | 16                 | 11        |
| Iowa-Grant  | 6                  | 9         |
| Lancaster   | 1                  | 4         |
| Mineral Point   | 1                  | 2         |
| New Lisbon  | 0                  | 1         |
| North Crawford  | 0                  | 1         |
| Pecatonica  | 7                  | 2         |
| Platteville   | 2                  | 5         |
| Potosi  | 5                  | 8         |
| Prairie du Chien  | 0                  | 1         |
| Richland Center   | 1                  | 1         |
| River Ridge   | 2                  | 2         |
| Seneca  | 6                  | 4         |
| Shullsburg  | 0                  | 1         |
| Southwestern  | 7                  | 15        |
| Waupaca   | 0                  | 1         |
| Wisconsin Virtual Academy                                   | 0                  | 1         |
| <b>TOTAL</b>  | <b>83</b>          | <b>94</b> |

| COURSE OVERVIEW  |                                      |            |
|--|--------------------------------------|------------|
| Students were enrolled in 333 courses totaling 883 post-secondary credits. |                                      |            |
| SOUTHWEST TECH DIVISION  | NO. OF COURSES TAKEN WITHIN DIVISION |            |
|  | Fall                                 | Spring     |
| Ag and Industry  | 45                                   | 39         |
| Business & Management  | 4                                    | 2          |
| General Education  | 77                                   | 106        |
| Health Education & Public Safety   | 34                                   | 26         |
| <b>TOTAL</b>   | <b>160</b>                           | <b>173</b> |

| FINAL GRADES                  |                            |            |
|-------------------------------|----------------------------|------------|
| GRADE                         | NO. OF GRADES FOR STUDENTS |            |
|                               | Fall                       | Spring     |
| A = Excellent                 | 82                         | 86         |
| B = Above Average             | 47                         | 40         |
| C = Average                   | 13                         | 20         |
| D = Below Average             | 6                          | 7          |
| F = Failing                   | 7                          | 16         |
| S = Satisfactory Non-Degree   | 1                          | 0          |
| U = Unsatisfactory Non-Degree | 0                          | 0          |
| I/W = Incomplete/Withdrew     | 4                          | 4          |
| <b>TOTAL</b>                  | <b>160</b>                 | <b>173</b> |

**RECAP:**

**89.4%** of the grades earned during the fall semester were an A, B, C, or satisfactory.

**84.4%** of the grades earned during spring semester were an A, B, C, or satisfactory.

**For more information contact Mary Johannesen**

Career Prep and Dual Enrollment Coordinator  
608-822-2367 mjohannesen@swtc.edu



# COLLEDGE UP

The ColLEDGE Up program was established through a partnership with CESA #3 and Southwest Health Center to allow students to earn a technical diploma or portions of an associate degree program while still enrolled in high school. Current pathways include:

- One and Done–Laboratory Science Technician
- Gear up–Transferable General Education Courses
- Healthcare Careers
- Emergency Medical Technician (EMT)/ Firefighter
- 11–12–14 Nursing

New pathway areas of Computer Numerical Control (CNC) Machine Operator/Programmer and Pistons to Pathways Automotive have been developed to begin in 2021-2022. The following is a brief summary of those who participated in the ColLEDGE Up program during 2020-2021.

| 2020-2021 ColLEDGE UP<br>Participation by High School |                    |           |
|---|--------------------|-----------|
| SCHOOL DISTRICT                                       | NUMBER OF STUDENTS |           |
|   | Fall               | Spring    |
| Barneveld   | 1                  | 1         |
| Belmont   | 2                  | 0         |
| Benton  | 1                  | 1         |
| Black Hawk  | 1                  | 0         |
| Boscobel  | 9                  | 9         |
| Cuba City   | 0                  | 1         |
| Dodgeville  | 1                  | 0         |
| Fennimore   | 1                  | 1         |
| Highland  | 3                  | 1         |
| Ithaca  | 4                  | 2         |
| Lancaster   | 2                  | 1         |
| Mineral Point   | 14                 | 10        |
| North Crawford  | 2                  | 0         |
| Platteville   | 4                  | 3         |
| Richland Center                                       | 6                  | 6         |
| River Ridge   | 6                  | 1         |
| Riverdale   | 4                  | 5         |
| Shullsburg  | 0                  | 1         |
| Southwestern  | 2                  | 1         |
| Wauzeka   | 16                 | 14        |
| Weston  | 7                  | 3         |
| <b>TOTAL</b>  | <b>86</b>          | <b>61</b> |

| COURSE OVERVIEW  |  |            |
|--|--|------------|
| Students were enrolled in 259 courses totaling 678 post-secondary credits. |  |            |
| COLLEDGE UP PROGRAM AREA   | NO. OF COURSES TAKEN WITHIN PROGRAM AREA |            |
|  | Fall                                     | Spring     |
| Gear Up General Education  | 90                                       | 56         |
| Healthcare Careers   | 20                                       | 11         |
| 11-12-14 Nursing   | 9  | 11         |
| Lab Science  | 36                                       | 26         |
| <b>TOTAL</b>   | <b>155</b>                               | <b>104</b> |

| FINAL GRADES              |                            |            |
|---------------------------|----------------------------|------------|
| GRADE                     | NO. OF GRADES FOR STUDENTS |            |
|                           | Fall                       | Spring     |
| A = Excellent             | 63                         | 53         |
| B = Above Average         | 43                         | 27         |
| C = Average               | 21                         | 10         |
| D = Below Average         | 4                          | 2          |
| F = Failing               | 18                         | 6          |
| I/W = Incomplete/Withdrew | 6                          | 6          |
| <b>TOTAL</b>              | <b>155</b>                 | <b>104</b> |

**RECAP:**

**81.9%** of the grades earned during the fall semester were an A, B, C, or satisfactory.

**86.5%** of the grades earned during spring semester were an A, B, C, or satisfactory.



**For more information contact Mary Johannesen**

Career Prep and Dual Enrollment Coordinator  
608-822-2367 mjohannesen@swtc.edu

# SUMMER PARTNERSHIPS WITH DISTRICTS

In summer 2021 Southwest Tech partnered with area school districts to enroll high school students in Southwest Tech online courses that would count towards school district summer school enrollments. This partnership assisted schools in enhancing local summer school programming for high school students by providing additional opportunities for students that may have otherwise not been available due to COVID-19.

| Summer 2021 Participation by High School |                    |
|--|--------------------|
| SCHOOL DISTRICT                          | NUMBER OF STUDENTS |
| Fennimore                                | 16                 |
| Highland                                 | 5                  |
| Iowa-Grant                               | 4                  |
| Potosi                                   | 1                  |
| River Ridge                              | 1                  |
| Riverdale                                | 24                 |
| <b>TOTAL</b>                             | <b>51</b>          |

| COURSE OVERVIEW   |                                      |
|---|--------------------------------------|
| Students were enrolled in 71 courses totaling 213 post-secondary credits. |                                      |
| SOUTHWEST TECH DIVISION   | NO. OF COURSES TAKEN WITHIN DIVISION |
| General Education   | 62                                   |
| Health Education & Public Safety  | 9                                    |
| <b>TOTAL</b>  | <b>71</b>                            |

| FINAL GRADES              |                            |
|---------------------------|----------------------------|
| GRADE                     | NO. OF GRADES FOR STUDENTS |
| A = Excellent             | 42                         |
| B = Above Average         | 16                         |
| C = Average               | 8                          |
| D = Below Average         | 0                          |
| F = Failing               | 3                          |
| I/W = Incomplete/Withdrew | 2                          |
| <b>TOTAL</b>              | <b>71</b>                  |

**RECAP:**

**93.0%** of the grades earned during the summer semester were an A, B, C, or satisfactory.

# 38.14 CONTRACTED COURSES

High schools may request to offer a specific course for dual credit at their high school taught either virtually or in person by Southwest Tech faculty. The following contracted courses were offered in 2020-2021:

| 2020-2021 38.14 CONTRACTED COURSE Participation by High School |  |                    |
|--|--|--------------------|
| SCHOOL DISTRICT  | COURSE                                   | NUMBER OF STUDENTS |
| Platteville  | Baking I                                 | 13                 |
|  | Cooking Principles & Equipment           | 27                 |
|  | ECE: Infant & Toddler Development        | 22                 |
|  | ECE: Child Development                   | 16                 |
| Prairie du Chien   | Introduction to Criminal Justice Studies | 19                 |
|  | Community Policing in a Diverse Society  | 12                 |
|  | Medical Terminology                      | 13                 |
|  | Nursing Assistant – Short Term           | 14                 |
| <b>TOTAL STUDENTS</b>  |  | <b>136</b>         |

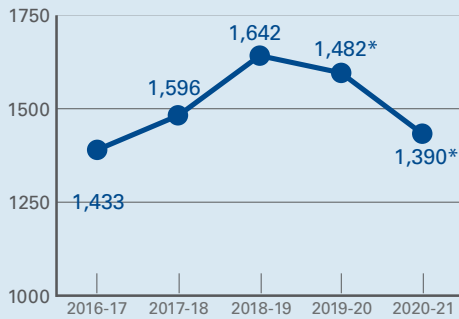
**For more information contact Mary Johannesen**

Career Prep and Dual Enrollment Coordinator  
608-822-2367 mjohannesen@swtc.edu

# DUAL ENROLLMENT DATA

## TOTAL DUAL ENROLLMENT STUDENT PARTICIPATION 2016–2021

Includes Transcribed Credit, Start College Now, Youth Options, Course Options, Youth Apprenticeship, ColLEDGE Up, and 38.14 contracts



\* Overall decrease in recent years was due to a reduction in transcribed credit agreements with the implementation of HLC credentialing requirements for high school dual credit instructors. Other dual enrollment programs showed increased participation.

## 2020-2021

### TOP CAREER CLUSTERS FOR SOUTHWEST TECH TRANSCRIPTED CREDIT AGREEMENTS



FINANCE



AGRICULTURE, FOOD, & NATURAL RESOURCES



LIBERAL ARTS & SCIENCES



INFORMATION TECHNOLOGY



SCIENCE, TECHNOLOGY, ENGINEERING, & MATH



**64.1%**  
of 2020 high school graduates  
**EARNED DUAL CREDIT**



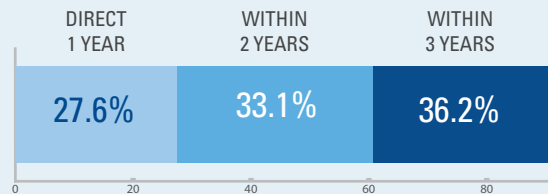
**76%**  
of 2020 high school graduates  
within the college region who  
enrolled at a technical college  
CHOSE **SOUTHWEST TECH**

## 3-YEAR ENROLLMENT TREND

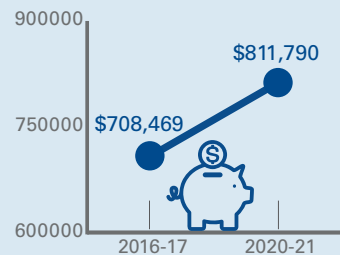
of Graduates from Southwest Tech Region High Schools at a Technical College

### HIGH SCHOOL CLASS OF 2018

1,236 GRADUATES



## TOTAL TUITION SAVINGS FOR TRANSCRIPTED CREDIT STUDENTS



## 2020-2021

**7** **A**

ADVANCED STANDING COURSES AT 5 DISTRICTS

**147** **T**

TRANSCRIPTED CREDIT COURSES AT 27 DISTRICTS

# NUMBER OF 2020 HIGH SCHOOL GRADUATES ENROLLING DIRECTLY IN A WISCONSIN TECHNICAL COLLEGE

High Schools Served by Southwest Wisconsin Technical College District

## TECHNICAL COLLEGE



Of the area's 2020 high school graduates who enrolled directly into a technical college, **76%** chose to attend Southwest Tech.

### KEY TO TECHNICAL COLLEGES

- BTC Blackhawk
- CVTC Chippewa Valley
- FVTC Fox Valley
- GTC Gateway
- LTC Lakeshore
- MDSN Madison Area
- MILW Milwaukee Area
- MPTC Moraine Park
- MSTC Mid-State
- NATC Nicolet Area
- NTC Northcentral
- NWD Northwood
- NWTC Northeast Wisconsin
- SWTC Southwest Wisconsin
- WCTC Waukesha County
- WTC Western

| HIGH SCHOOL      | TECHNICAL COLLEGE |          |          |          |          |           |          |          |           |          |          |          |          |            | TOTAL ENROLLED | TOTAL GRADS | PERCENT ENROLLED |               |
|------------------|-------------------|----------|----------|----------|----------|-----------|----------|----------|-----------|----------|----------|----------|----------|------------|----------------|-------------|------------------|---------------|
|                  | BTC               | CVTC     | FVTC     | GTC      | LTC      | MDSN      | MILW     | MPTC     | MSTC      | NATC     | NTC      | NWD      | NWTC     | SWTC       |                |             |                  | WCTC          |
| Argyle           | 1                 | 0        | 0        | 0        | 0        | 1         | 0        | 0        | 1         | 0        | 0        | 0        | 0        | 4          | 0              | 0           | 28               | 25.00%        |
| Barneveld        | 0                 | 0        | 0        | 0        | 0        | 4         | 0        | 0        | 0         | 1        | 0        | 0        | 0        | 3          | 0              | 0           | 33               | 24.24%        |
| Belmont          | 0                 | 0        | 0        | 0        | 0        | 0         | 0        | 0        | 0         | 0        | 0        | 0        | 0        | 7          | 0              | 0           | 25               | 28.00%        |
| Benton           | 0                 | 0        | 0        | 0        | 0        | 0         | 0        | 0        | 0         | 0        | 0        | 0        | 0        | 2          | 0              | 0           | 15               | 13.33%        |
| Black Hawk       | 0                 | 0        | 0        | 0        | 0        | 0         | 0        | 0        | 0         | 0        | 0        | 0        | 0        | 2          | 0              | 0           | 23               | 8.70%         |
| Boscobel         | 0                 | 0        | 0        | 0        | 0        | 0         | 0        | 0        | 0         | 0        | 0        | 0        | 11       | 0          | 0              | 11          | 47               | 23.40%        |
| Cassville        | 0                 | 0        | 0        | 0        | 0        | 0         | 0        | 0        | 0         | 0        | 0        | 0        | 4        | 0          | 0              | 4           | 21               | 19.05%        |
| Cuba City        | 0                 | 0        | 1        | 0        | 0        | 1         | 0        | 0        | 1         | 0        | 0        | 0        | 0        | 12         | 0              | 1           | 55               | 29.09%        |
| Darlington       | 0                 | 0        | 0        | 0        | 0        | 0         | 0        | 0        | 0         | 0        | 0        | 0        | 0        | 8          | 0              | 0           | 50               | 16.00%        |
| Dodgeville       | 0                 | 0        | 0        | 0        | 0        | 3         | 0        | 0        | 2         | 0        | 0        | 0        | 1        | 23         | 0              | 1           | 117              | 25.64%        |
| Fennimore        | 0                 | 0        | 1        | 0        | 0        | 0         | 1        | 0        | 1         | 0        | 0        | 0        | 0        | 26         | 0              | 5           | 69               | 49.28%        |
| Highland         | 0                 | 0        | 0        | 0        | 0        | 0         | 0        | 0        | 0         | 0        | 0        | 0        | 0        | 2          | 0              | 0           | 19               | 10.53%        |
| Iowa-Grant       | 0                 | 0        | 0        | 0        | 0        | 0         | 0        | 0        | 1         | 0        | 0        | 0        | 0        | 18         | 0              | 0           | 46               | 41.30%        |
| Ithaca           | 1                 | 0        | 0        | 0        | 0        | 1         | 0        | 0        | 0         | 0        | 0        | 0        | 0        | 5          | 0              | 2           | 31               | 29.03%        |
| Kickapoo         | 0                 | 0        | 0        | 0        | 0        | 1         | 0        | 0        | 0         | 0        | 0        | 0        | 0        | 2          | 0              | 2           | 34               | 14.71%        |
| Lancaster        | 0                 | 0        | 0        | 0        | 0        | 0         | 0        | 0        | 3         | 0        | 0        | 0        | 0        | 18         | 0              | 1           | 56               | 39.29%        |
| Mineral Point    | 0                 | 0        | 0        | 1        | 0        | 2         | 0        | 0        | 0         | 0        | 0        | 0        | 0        | 7          | 0              | 0           | 45               | 22.22%        |
| North Crawford   | 0                 | 0        | 0        | 0        | 0        | 0         | 0        | 0        | 0         | 0        | 0        | 0        | 0        | 1          | 0              | 0           | 29               | 3.45%         |
| Pecatonica       | 0                 | 0        | 0        | 0        | 0        | 0         | 0        | 0        | 1         | 0        | 0        | 0        | 0        | 4          | 0              | 0           | 26               | 19.23%        |
| Platteville      | 0                 | 0        | 0        | 0        | 0        | 0         | 0        | 0        | 0         | 1        | 0        | 0        | 0        | 18         | 0              | 0           | 96               | 19.79%        |
| Potosi           | 0                 | 0        | 0        | 0        | 0        | 0         | 0        | 0        | 1         | 0        | 0        | 0        | 0        | 14         | 0              | 1           | 27               | 59.26%        |
| Prairie du Chien | 0                 | 1        | 0        | 0        | 0        | 1         | 0        | 0        | 0         | 0        | 0        | 0        | 0        | 8          | 0              | 7           | 88               | 19.32%        |
| Richland Center  | 0                 | 0        | 1        | 0        | 0        | 0         | 0        | 0        | 0         | 0        | 0        | 0        | 0        | 20         | 0              | 1           | 89               | 24.72%        |
| River Ridge      | 0                 | 0        | 0        | 0        | 1        | 0         | 0        | 0        | 0         | 1        | 0        | 0        | 0        | 12         | 0              | 0           | 48               | 29.17%        |
| Riverdale        | 0                 | 0        | 0        | 0        | 1        | 1         | 0        | 0        | 0         | 0        | 0        | 0        | 0        | 8          | 0              | 0           | 31               | 32.26%        |
| Seneca           | 0                 | 0        | 1        | 0        | 0        | 0         | 0        | 0        | 0         | 0        | 0        | 0        | 0        | 7          | 0              | 1           | 21               | 42.86%        |
| Shullsburg       | 1                 | 0        | 1        | 0        | 0        | 1         | 0        | 0        | 0         | 0        | 0        | 0        | 0        | 1          | 0              | 0           | 28               | 14.29%        |
| Southwestern     | 0                 | 0        | 0        | 0        | 0        | 0         | 1        | 0        | 0         | 0        | 0        | 0        | 0        | 8          | 0              | 0           | 43               | 20.93%        |
| Waukesha-Steuken | 0                 | 0        | 0        | 0        | 0        | 0         | 0        | 0        | 0         | 0        | 0        | 0        | 0        | 5          | 0              | 2           | 21               | 33.33%        |
| Weston           | 0                 | 0        | 0        | 0        | 0        | 0         | 0        | 0        | 0         | 0        | 0        | 0        | 0        | 2          | 0              | 1           | 16               | 18.75%        |
| <b>Total</b>     | <b>3</b>          | <b>1</b> | <b>5</b> | <b>1</b> | <b>2</b> | <b>16</b> | <b>1</b> | <b>1</b> | <b>11</b> | <b>2</b> | <b>0</b> | <b>1</b> | <b>1</b> | <b>262</b> | <b>0</b>       | <b>25</b>   | <b>1,277</b>     | <b>26.00%</b> |

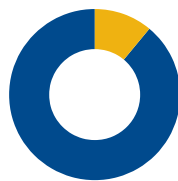
# 118.15 COMPULSORY EDUCATION

Since the enactment of Wisconsin State Statute 118.15 Compulsory School Attendance, Southwest Tech has been committed to providing this service for area high schools. Through a contract initiated by their local high school, students may participate in a program that assists them in earning a state-issued high school diploma. For program eligibility, a student must be age 17 or older, one year (minimum) behind their class in credits earned, at a minimum 9th grade reading level, and at-risk status. The following is a brief summary of those who participated in this program during 2020-2021.

| 2020-2021 118.15 Contract Participation by High School |                    |           |
|--|--------------------|-----------|
| SCHOOL DISTRICT  | NUMBER OF STUDENTS |           |
|  | Fall               | Spring    |
| Benton   | 0                  | 2         |
| Fennimore  | 2                  | 2         |
| Iowa-Grant   | 3                  | 3         |
| Ithaca   | 1                  | 2         |
| North Crawford   | 1                  | 2         |
| Platteville  | 3                  | 7         |
| River Ridge  | 1                  | 1         |
| River Valley   | 1                  | 1         |
| Weston   | 1                  | 3         |
| <b>TOTAL</b>   | <b>13</b>          | <b>23</b> |



**26**  
UNDUPLICATED STUDENTS  
ENROLLED



**88.5%**  
SUCCESSFULLY COMPLETED  
in 2020-2021 or  
PLANNED TO CONTINUE  
in 2021-2022

- **13** students successfully attained an HSED
- **10** plan to continue in 2021-2022
- **1** returned to school district to complete high school
- **1** moved from area prior to completing
- **1** did not complete

**For more information contact Mary Johannesen**

Career Prep and Dual Enrollment Coordinator  
608-822-2367 [mjohannesen@swtc.edu](mailto:mjohannesen@swtc.edu)

# CAREER PREP WORKSHOPS

| WORKSHOP  | DATE   | # OF PARTICIPANTS | DISTRICTS REPRESENTED   |
|---|--|-------------------|---|
| Tech Trek<br>(held virtually)                     | 7/20/20 – 7/23/20  | 13                | Belmont, Bridges Virtual Academy, Fennimore, Seneca, Richland Center, Southwestern  |
| Dual Credit Instructor Summit<br>(held virtually) | 8/12/20  | 52                | Barneveld, Black Hawk, Boscobel, Cassville, Cuba City, Darlington, Dodgeville, Fennimore, Highland, Iowa-Grant, Ithaca, Jo Daviess Carroll CTE Academy, Lancaster, Pardeeville, Pecatonica, Platteville, Potosi, Prairie du Chien, River Ridge, River Valley, Riverdale, Southwestern, Weston |
| Fall Counselor Conference<br>(held virtually)     | 12/1/20  | 12                | District information not available.   |
| Business & Education Summit<br>(held virtually)   | 2/24/21 – 3/31/21;<br>one-hour sessions<br>over a six-<br>week period on<br>Wednesdays | 70                | District information not available.   |
| Dual Credit Update Meeting<br>(held virtually)    | 4/29/21  | 34                | Argyle, Barneveld, Belmont, Black Hawk, Boscobel, Cuba City, Dodgeville, Fennimore, Highland, Iowa-Grant, Ithaca, Kickapoo, Mineral Point, Pecatonica, Platteville, Potosi, Prairie du Chien, Richland Center, River Ridge, Riverdale, Shullsburg, Wauzeka-Steuben, Weston                    |
| Spring Counselor Conference<br>(held virtually)   | 4/30/21  | 14                | District information not available.   |
| Charger Tech Academy                              | 6/22/21  | 17                | Belmont, Boscobel, Bridges Virtual Academy, Homeschool, Lancaster, Potosi, Prairie du Chien, Seneca, Spry Valley Home School  |
| <b>TOTAL PARTICIPANTS</b>                         |  | <b>212</b>        |   |

**For more information contact Mary Johannesen**

Career Prep and Dual Enrollment Coordinator  
608-822-2367 [mjohannesen@swtc.edu](mailto:mjohannesen@swtc.edu)



1800 BRONSON BOULEVARD  
FENNIMORE, WI 53809  
[www.swtc.edu](http://www.swtc.edu)  
800.362.3322



Southwest Tech does not discriminate on the basis of race, color, national origin, sex, disability, or age in its programs and activities. The Equal Opportunity/Affirmative Action Officer has been designated to handle inquiries regarding non-discrimination policies. Call 800-362-3322, Ext. 2315 (TDD: 608-822-2072) or write Southwest Tech, 1800 Bronson Blvd., Fennimore, WI 53809.