



GRADUATE SUCCESS

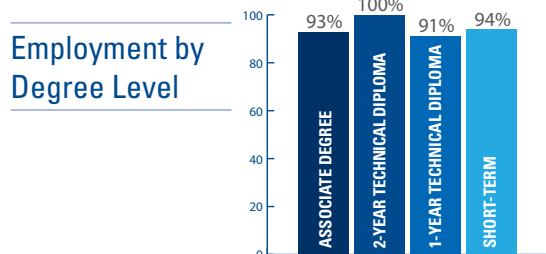
 **96%** of graduates are **satisfied/very satisfied** with their training.


 About **73%** of Southwest Tech graduates report the main reason for attending Southwest Tech is directly tied to **employability**.


 **29%** of graduates were continuing their education at the time of the survey.

- 59% at Southwest Tech
- 30% at other Wisconsin institutions or high schools
- 9% at institutions outside of Wisconsin
- 2% Unknown

 **95%** were employed within the first year of graduation.



 **97%** of graduates are **confident/very confident** the skills they attained at Southwest Tech prepared them for their career goals.

 **80%** of graduates are employed within Wisconsin.

- 54% are within the 5-county district
- 26% are in Wisconsin but outside the district
- 21% are employed outside of the state

 **Top 10 Programs of 2022**
Based on Median Hourly Wage*

Direct Entry Midwife	\$41.67
Nursing-Associate Degree	\$32.50
Supply Chain Management	\$32.45
Electrical Power Distribution	\$28.89
Cancer Information Management	\$25.75
Welding	\$24.02
Electro-Mechanical Technology	\$24.00
Advanced EMT	\$23.96
Medical Laboratory Technician	\$23.45
Health Information Technology	\$23.00

*Median wages reflect the middle wage where half of the responding graduates received more than the wage shown and half received less than the wage shown.

WHERE ARE THE 2022 GRADUATES EMPLOYED?

Benton Cutz and Colorz
City of Lancaster
Crossing Rivers Health Hospital
Cummins Emission Solutions
Energy Management Consultants
Grant Regional Health Center
Gundersen Boscobel Area Hospital and Clinics
Hauber Brand Meats
Hennessey Implement
J & R Underground

Lands' End
Mayo Clinic
NorthShore Healthcare
Nutrien Ag Solutions
Passages
Peoples State Bank
Pioneer Ford
Sloan Implement
Southwest Health Center
Southwest Wisconsin Technical College

The Richland Hospital
Trelay Land and Cattle
Truvant
Upland Hills Health
Vortex Optics
Winskill Elementary School
Alliant Energy*
Cleveland Clinic Akron General*
Compeer Financial*
Madison Gas and Electric*
Michels Power Inc*

Minitube USA*
Mount Horeb Family Pharmacy*
New York Oncology Hematology*
Q-Centrix*
Reedsburg Police Department*
Relative Restoration*
UH Cleveland Medical Center*
Verona Automotive*
Village Family Dental & Orthodontics*
Zielies Tree Service*
** Out of District Employer*



HIRED BEFORE GRADUATION



657 Graduates
398 Respondents (61%)

GRADUATE SUCCESS RESULTS BY PROGRAM

PROGRAM	No. of Grads	No. of Grads Still in School	No. of Grads Replied	Grads Employed (Excluding those in school)		Employed in Related Occupation		Employed in Unrelated Occupations		No. Empl. in SWTC District	Median Hourly Wage [^]	Hourly Wage Range
				No.	%	No.	%	No.	%			
Two-Year Associate Degree	214	8	140	119	90%	107	90%	12	10%	52	\$24.90	\$8.65 - \$54.00
Accounting	11	2	8	6	100%	5	83%	1	17%	4	\$18.79	\$8.65 - \$28.50
Agribusiness Science & Technology-Agribusiness Mgmt.	3	0	3	3	100%	3	100%	0	0%	2	\$18.50	\$13.00 - \$24.10
Agribusiness Science & Technology-Agronomy	5	0	3	3	100%	3	100%	0	0%	2	*	*
Agribusiness Science & Technology-Animal Science	5	0	4	4	100%	3	75%	1	25%	2	\$16.48	\$14.50 - \$23.85
Business Management	29	1	18	16	94%	13	81%	3	19%	7	\$20.19	\$14.00 - \$28.00
Cancer Information Management	23	0	21	20	95%	18	90%	2	10%	0	\$25.75	\$20.00 - \$27.87
Criminal Justice - Law Enforcement 2	8	0	3	3	100%	3	100%	0	0%	1	*	*
Criminal Justice Studies	5	2	3	1	100%	1	100%	0	0%	1	*	*
Direct Entry Midwife	9	0	8	7	88%	7	100%	0	0%	0	\$41.67	\$19.23 - \$52.88
Early Childhood Education	10	1	6	5	100%	3	60%	2	40%	4	\$16.18	\$14.00 - \$20.00
Electro-Mechanical Technology	10	0	6	6	100%	6	100%	0	0%	4	\$24.00	\$24.00 - \$26.00
Golf Course Management	4	1	4	2	67%	2	100%	0	0%	0	*	*
Graphic And Web Design	7	1	3	2	100%	1	50%	1	50%	1	*	*
Health Information Technology	14	0	6	4	67%	4	100%	0	0%	1	\$23.00	\$22.13 - \$24.90
Human Services Associate	8	0	6	5	83%	4	80%	1	20%	4	\$17.71	\$16.33 - \$18.50
IT-Network Specialist	7	0	5	3	60%	3	100%	0	0%	3	\$21.63	\$17.00 - \$27.38
Leadership Development	2	0	0	0	0%	0	0%	0	0%	0	*	*
Medical Laboratory Technician	7	0	6	5	83%	5	100%	0	0%	3	\$23.45	\$23.00 - \$23.60
Nursing - Associate Degree	37	0	19	17	89%	17	100%	0	0%	11	\$32.50	\$15.00 - \$54.00
Supply Chain Management	5	0	5	4	80%	4	100%	0	0%	0	\$32.45	\$18.00 - \$48.07
Two-Year Technical Diploma	29	0	21	19	90%	16	89%	2	11%	11	\$18.00	\$13.50 - \$35.00
Agricultural Power & Equipment Technician	15	0	13	12	92%	10	91%	1	9%	6	\$22.00	\$13.50 - \$35.00
Automotive Technician	7	0	5	4	80%	4	100%	0	0%	3	\$16.25	\$14.50 - \$18.50
Farm Operations & Management-Ag Mechanics	5	0	2	2	100%	2	100%	0	0%	2	*	*
Farm Operations & Management-Dairy	2	0	1	1	100%	0	0%	1	100%	0	*	*
One-Year Technical Diploma	175	10	107	85	88%	67	79%	18	21%	34	\$22.24	\$11.53 - \$42.00
Accounting Assistant	7	0	4	3	75%	2	67%	1	33%	1	*	*
Agribusiness Science & Technology-Agronomy Tech	1	0	1	1	100%	0	0%	1	100%	0	*	*
Auto Collision Repair & Refinishing Technician	7	0	6	6	100%	6	100%	0	0%	2	\$17.00	\$17.00 - \$21.00
Building Trades-Carpentry	7	0	5	5	100%	5	100%	0	0%	3	\$21.00	\$18.00 - \$21.00
Child Care Services	1	1	1	0	0%	0	0%	0	0%	0	*	*
CNC Machine Operator/Programmer	1	0	0	0	0%	0	0%	0	0%	0	*	*
Cosmetology	10	0	6	6	100%	5	83%	1	17%	5	\$15.00	\$11.53 - \$25.00
Electrical Power Distribution	36	0	25	25	100%	23	92%	2	8%	6	\$28.89	\$22.50 - \$42.00
Farm Operations & Management-Dairy Technician	1	0	1	1	100%	1	100%	0	0%	1	*	*
Farm Operations & Management-Farm Ag Maintenance	2	1	1	0	0%	0	0%	0	0%	0	*	*
Industrial Mechanic	1	0	0	0	0%	0	0%	0	0%	0	*	*
IT-Computer Support Technician	8	5	7	1	50%	1	100%	0	0%	1	*	*
Medical Assistant	21	0	16	15	94%	12	80%	3	20%	10	\$18.02	\$15.25 - \$20.00
Medical Coding Specialist	36	2	20	10	56%	4	40%	6	60%	1	\$18.00	\$16.58 - \$22.24
Supply Chain Assistant	1	0	1	1	100%	1	100%	0	0%	1	*	*
Welding	28	1	12	11	100%	7	64%	4	36%	3	\$24.02	\$18.00 - \$25.00
Less Than One-Year Technical Diploma	239	69	130	55	90%	45	82%	10	18%	25	\$18.94	\$15.50 - \$36.00
Advanced EMT	23	1	12	10	91%	8	80%	2	20%	6	\$23.96	\$18.88 - \$36.00
Criminal Justice-Law Enforcement 720 Academy	7	1	3	2	100%	2	100%	0	0%	2	*	*
Dental Assistant	13	2	12	9	90%	8	89%	1	11%	1	*	*
Driver and Safety Education Certification	5	0	5	5	100%	5	100%	0	0%	1	\$25.48	\$19.00 - \$30.00
Emergency Medical Technician (EMT)	20	3	8	5	100%	4	80%	1	20%	2	*	*
Laboratory Science Technician	4	0	0	0	0%	0	0%	0	0%	0	*	*
Nail Technician	2	0	0	0	0%	0	0%	0	0%	0	*	*
Nursing Assistant	163	62	89	23	85%	17	74%	6	26%	13	\$17.50	\$15.50 - \$21.00
College-Wide	657	87	398	278	89%	235	85%	42	15%	122	\$22.50	\$8.65 - \$54.00

[^] Median wages reflect the middle wage where half of the responding graduates received more than the wage shown and half received less than the wage shown.

* Wages only shown where three or more graduates provided information.