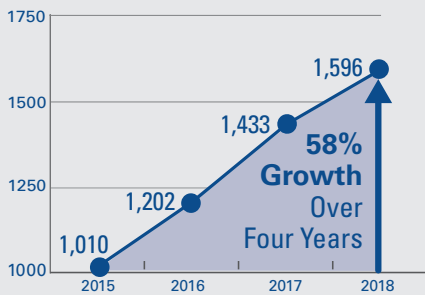


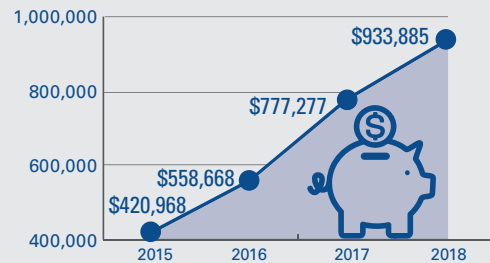
DUAL ENROLLMENT DATA

TOTAL DUAL ENROLLMENT STUDENT PARTICIPATION 2015-2018

Includes Transcribed Credit, Youth Options, Course Options, Youth Apprenticeship, Start College Now, COLLEGE Up, and 38.14 Contracts



TOTAL TUITION SAVINGS FOR DUAL ENROLLMENT STUDENTS 2015-2018



TOP CAREER CLUSTERS FOR SOUTHWEST TECH TRANSCRIPTED CREDIT AGREEMENTS



FINANCE



ARTS, AV TECHNOLOGY, & COMMUNICATION



AGRICULTURE, FOOD, & NATURAL RESOURCES



INFORMATION TECHNOLOGY

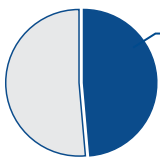


SCIENCE, TECHNOLOGY, ENGINEERING, & MATH

2018-2019

48 ADVANCED STANDING COURSES AT DISTRICTS
20

143 TRANSCRIPTED CREDIT COURSES AT DISTRICTS
27



45% OF HIGH SCHOOL GRADUATES WITH DUAL CREDIT ENROLL AT A TECHNICAL COLLEGE

HIGH SCHOOL CLASS OF 2015	DIRECT 1 YEAR	WITHIN 2 YEARS	WITHIN 3 YEARS
	22.2%	25.4%	26.8%