

SOUTHWEST WISCONSIN TECHNICAL COLLEGE

**FINANCIAL STATEMENTS AND
SUPPLEMENTARY INFORMATION**

YEARS ENDED JUNE 30, 2025 AND 2024



CPAs | CONSULTANTS | WEALTH ADVISORS

[CLAconnect.com](https://www.CLAconnect.com)

**SOUTHWEST WISCONSIN TECHNICAL COLLEGE
TABLE OF CONTENTS
YEARS ENDED JUNE 30, 2025 AND 2024**

INDEPENDENT AUDITORS' REPORT	1
MANAGEMENT'S DISCUSSION AND ANALYSIS	5
BASIC FINANCIAL STATEMENTS	21
STATEMENTS OF NET POSITION	22
STATEMENTS OF REVENUES, EXPENSES, AND CHANGES IN NET POSITION	23
STATEMENTS OF CASH FLOWS	24
NOTES TO FINANCIAL STATEMENTS	26
REQUIRED SUPPLEMENTARY INFORMATION	68
SCHEDULE OF PROPORTIONATE SHARE OF NET PENSION LIABILITY (ASSET)	69
SCHEDULE OF CONTRIBUTIONS	69
SCHEDULE OF CHANGES IN TOTAL OPEB LIABILITY AND RELATED RATIOS	70
NOTES TO REQUIRED SUPPLEMENTARY INFORMATION	71
SUPPLEMENTARY INFORMATION	75
SCHEDULE OF REVENUES, EXPENDITURES, AND CHANGES IN FUND BALANCE BUDGET AND ACTUAL (NON-GAAP BUDGETARY BASIS) GENERAL FUND	76
SCHEDULE OF REVENUES, EXPENDITURES, AND CHANGES IN FUND BALANCE BUDGET AND ACTUAL (NON-GAAP BUDGETARY BASIS) SPECIAL REVENUE NONAIDABLE FUND	77
SCHEDULE OF REVENUES, EXPENDITURES, AND CHANGES IN FUND BALANCE BUDGET AND ACTUAL (NON-GAAP BUDGETARY BASIS) CAPITAL PROJECTS FUND	78
SCHEDULE OF REVENUES, EXPENDITURES, AND CHANGES IN FUND BALANCE BUDGET AND ACTUAL (NON-GAAP BUDGETARY BASIS) DEBT SERVICE FUND	79

**SOUTHWEST WISCONSIN TECHNICAL COLLEGE
TABLE OF CONTENTS
YEARS ENDED JUNE 30, 2025 AND 2024**

SCHEDULE OF REVENUES, EXPENDITURES, AND CHANGES IN FUND BALANCE BUDGET AND ACTUAL (NON-GAAP BUDGETARY BASIS) PROPRIETARY FUNDS – ENTERPRISE FUNDS	80
SCHEDULE OF REVENUES, EXPENDITURES, AND CHANGES IN FUND BALANCE BUDGET AND ACTUAL (NON-GAAP BUDGETARY BASIS) PROPRIETARY FUNDS – INTERNAL SERVICE FUNDS	81
SCHEDULE TO RECONCILE BUDGET (NON-GAAP BUDGETARY) BASIS FINANCIAL STATEMENTS TO STATEMENT OF REVENUES, EXPENSES, AND CHANGES IN NET POSITION	82
INDEPENDENT AUDITORS’ REPORT ON INTERNAL CONTROL OVER FINANCIAL REPORTING AND ON COMPLIANCE AND OTHER MATTERS BASED ON AN AUDIT OF FINANCIAL STATEMENTS PERFORMED IN ACCORDANCE WITH <i>GOVERNMENT AUDITING STANDARDS</i>	84



INDEPENDENT AUDITORS' REPORT

Board of Directors
Southwest Wisconsin Technical College
Fennimore, Wisconsin

Report on the Audit of the Financial Statements

Opinions

We have audited the accompanying financial statements of the business-type activities and the discretely presented component unit of the Southwest Wisconsin Technical College (the District), as of and for the years ended June 30, 2025 and 2024, and the related notes to the financial statements, which collectively comprise the District's basic financial statements as listed in the table of contents.

In our opinion, the financial statements referred to above present fairly, in all material respects, the respective financial position of the business-type activities and the discretely presented component unit of the District, as of June 30, 2025 and 2024, and the respective changes in financial position, and, where applicable, cash flows thereof for the years then ended in accordance with accounting principles generally accepted in the United States of America.

Basis for Opinions

We conducted our audits in accordance with auditing standards generally accepted in the United States of America (GAAS) and the standards applicable to financial audits contained in *Government Auditing Standards*, issued by the Comptroller General of the United States. Our responsibilities under those standards are further described in the Auditors' Responsibilities for the Audit of the Financial Statements section of our report. We are required to be independent of the District and to meet our other ethical responsibilities, in accordance with the relevant ethical requirements relating to our audits. We believe that the audit evidence we have obtained is sufficient and appropriate to provide a basis for our audit opinions. The financial statements of the discretely presented component unit were not audited in accordance with *Government Auditing Standards*.

Responsibilities of Management for the Financial Statements

Management is responsible for the preparation and fair presentation of the financial statements in accordance with accounting principles generally accepted in the United States of America, and for the design, implementation, and maintenance of internal control relevant to the preparation and fair presentation of financial statements that are free from material misstatement, whether due to fraud or error.

In preparing the financial statements, management is required to evaluate whether there are conditions or events, considered in the aggregate, that raise substantial doubt about the District's ability to continue as a going concern for twelve months beyond the financial statement date, including known information that may raise substantial doubt shortly thereafter.

Auditors' Responsibilities for the Audit of the Financial Statements

Our objectives are to obtain reasonable assurance about whether the financial statements as a whole are free from material misstatement, whether due to fraud or error, and to issue an auditors' report that includes our opinions. Reasonable assurance is a high level of assurance but is not absolute assurance and therefore is not a guarantee that an audit conducted in accordance with GAAS and *Government Auditing Standards* will always detect a material misstatement when it exists. The risk of not detecting a material misstatement resulting from fraud is higher than for one resulting from error, as fraud may involve collusion, forgery, intentional omissions, misrepresentations, or the override of internal control. Misstatements are considered material if there is a substantial likelihood that, individually or in the aggregate, they would influence the judgment made by a reasonable user based on the financial statements.

In performing an audit in accordance with GAAS and *Government Auditing Standards*, we:

- Exercise professional judgment and maintain professional skepticism throughout the audit.
- Identify and assess the risks of material misstatement of the financial statements, whether due to fraud or error, and design and perform audit procedures responsive to those risks. Such procedures include examining, on a test basis, evidence regarding the amounts and disclosures in the financial statements.
- Obtain an understanding of internal control relevant to the audit in order to design audit procedures that are appropriate in the circumstances, but not for the purpose of expressing an opinion on the effectiveness of the District's internal control. Accordingly, no such opinion is expressed.
- Evaluate the appropriateness of accounting policies used and the reasonableness of significant accounting estimates made by management, as well as evaluate the overall presentation of the financial statements.
- Conclude whether, in our judgment, there are conditions or events, considered in the aggregate, that raise substantial doubt about the District's ability to continue as a going concern for a reasonable period of time.

We are required to communicate with those charged with governance regarding, among other matters, the planned scope and timing of the audit, significant audit findings, and certain internal control related matters that we identified during the audit.

Required Supplementary Information

Accounting principles generally accepted in the United States of America require that the management's discussion and analysis, schedule of proportionate share of net pension liability (asset), schedule of contributions, schedule of changes in net OPEB liability and related ratios, and notes to required supplementary information be presented to supplement the basic financial statements. Such information is the responsibility of management and, although not a part of the basic financial statements, is required by the Governmental Accounting Standards Board who considers it to be an essential part of financial reporting for placing the basic financial statements in an appropriate operational, economic, or historical context. We have applied certain limited procedures to the required supplementary information in accordance with GAAS, which consisted of inquiries of management about the methods of preparing the information and comparing the information for consistency with management's responses to our inquiries, the basic financial statements, and other knowledge we obtained during our audits of the basic financial statements. We do not express an opinion or provide any assurance on the information because the limited procedures do not provide us with sufficient evidence to express an opinion or provide any assurance.

Supplementary Information

Our audits were conducted for the purpose of forming opinions on the financial statements that collectively comprise the District's basic financial statements. The fund-level schedules of revenues, expenditures, and changes in fund balance budget and actual (non-GAAP budgetary basis) and the schedule to reconcile budget (non-GAAP budgetary) basis financial statements to statement of revenues, expenses, and changes in net position are presented for purposes of additional analysis and are not a required part of the basic financial statements. Such information is the responsibility of management and was derived from and relates directly to the underlying accounting and other records used to prepare the basic financial statements. The information has been subjected to the auditing procedures applied in the audits of the basic financial statements and certain additional procedures, including comparing and reconciling such information directly to the underlying accounting and other records used to prepare the basic financial statements or to the basic financial statements themselves, and other additional procedures in accordance with GAAS. In our opinion, the fund-level schedules of revenues, expenditures, and changes in fund balance budget and actual (non-GAAP budgetary basis) and the schedule to reconcile budget (non-GAAP budgetary) basis financial statements to statement of revenues, expenses, and changes in net position is fairly stated, in all material respects, in relation to the basic financial statements as a whole.

Other Reporting Required by Government Auditing Standards

In accordance with *Government Auditing Standards*, we have also issued our report dated December 16, 2025 **December 26, 2025**, on our consideration of the District's internal control over financial reporting and on our tests of its compliance with certain provisions of laws, regulations, contracts, and grant agreements and other matters. The purpose of that report is solely to describe the scope of our testing of internal control over financial reporting and compliance and the results of that testing, and not to provide an opinion on the effectiveness of the District's internal control over financial reporting or on compliance. That report is an integral part of an audit performed in accordance with *Government Auditing Standards* in considering the District's internal control over financial reporting and compliance.



CliftonLarsonAllen LLP

Middleton, Wisconsin
December 16, 2025

MANAGEMENT 'S DISCUSSION AND ANALYSIS

**SOUTHWEST WISCONSIN TECHNICAL COLLEGE
MANAGEMENT'S DISCUSSION AND ANALYSIS
YEARS ENDED JUNE 30, 2025 AND 2024**

The discussion and analysis of the financial performance of Southwest Wisconsin Technical College (the District) provides an overview of its financial activities, identifies changes in its financial position, and assists the reader of these financial statements in focusing on noteworthy financial issues for the fiscal year ended June 30, 2025.

The District provides lifelong learning opportunities with an individualized focus for students and communities.

The analysis focuses on the District's financial performance as a whole. It should be read in conjunction with the District's financial statements, which immediately follow this section.

FINANCIAL HIGHLIGHTS – YEAR ENDED JUNE 30, 2025

The District's government-wide financial statements reflect the following:

- Received and managed federal, state or local grants totaling \$5.28 million.
- Updated official statement for borrowing and maintained the District's rating of Aa2 through Moody's.
- Issued \$4 million, 5-year promissory note at 4.00% interest rates, with an effective interest cost of 3.00% after factoring in the premium received.
- Continued participation in Districts Mutual Insurance (DMI), the insurance company formed by the colleges in the Wisconsin Technical College System to provide property and casualty coverage.
- Continued participation in the formation of Wisconsin Technical Colleges Employee Benefits Consortium (WTCEBC) with seven other Wisconsin technical colleges to provide employee benefits.

FINANCIAL HIGHLIGHTS – YEAR ENDED JUNE 30, 2024

The District's government-wide financial statements reflect the following:

- Received and managed federal, state or local grants totaling \$4.40 million.
- Updated official statement for borrowing and maintained the District's rating of Aa2 through Moody's.
- Issued \$4 million, 5-year promissory note at 5.00% interest rates, with an effective interest cost of 3.46% after factoring in the premium received.
- Continued participation in Districts Mutual Insurance (DMI), the insurance company formed by the colleges in the Wisconsin Technical College System to provide property and casualty coverage.
- Continued participation in the formation of Wisconsin Technical Colleges Employee Benefits Consortium (WTCEBC) with seven other Wisconsin technical colleges to provide employee benefits.

**SOUTHWEST WISCONSIN TECHNICAL COLLEGE
MANAGEMENT'S DISCUSSION AND ANALYSIS
YEARS ENDED JUNE 30, 2025 AND 2024**

The Statement of Revenues, Expenses, and Changes in Net Position presents the revenues earned and expenses incurred during the year. Activities performed by the District are classified as either operating or non-operating activities. Because the District receives the majority of its revenue from the taxpayers and other state and local governments, the District will typically report an operating deficit or loss.

The utilization of capital assets is reflected in the financial statements as depreciation/amortization, which expenses the cost of an asset over its expected useful life.

STATEMENT OF REVENUES, EXPENSES AND CHANGES IN NET POSITION – YEAR ENDED JUNE 30, 2025

The following summary shows a condensed version of the Statement of Revenues, Expenses, and Changes in Net Position:

**TABLE 1
CONDENSED STATEMENT OF REVENUES, EXPENSES, AND CHANGES IN NET POSITION**

	2025	2024	Change	Percent Change
OPERATING REVENUE				
Student Fees	\$ 5,985,916	\$ 5,850,543	\$ 135,373	2.31%
Federal Grants	1,921,954	1,563,971	357,983	22.89%
State Grants	3,357,215	2,834,616	522,599	18.44%
Contract Revenues	2,988,118	2,934,123	53,995	1.84%
Auxiliary Revenues	2,266,107	2,149,104	117,003	5.44%
Total Operating Revenues	<u>16,519,310</u>	<u>15,332,357</u>	<u>1,186,953</u>	<u>7.74%</u>
OPERATING EXPENSES				
Instruction	16,556,316	12,777,767	3,778,549	29.57%
Instructional Resources	277,040	261,436	15,604	5.97%
Student Services	3,960,994	3,624,140	336,854	9.29%
General Institutional	5,784,912	5,275,547	509,365	9.66%
Physical Plant	1,001,494	2,848,137	(1,846,643)	-64.84%
Auxiliary Enterprise Services	1,483,266	1,678,371	(195,105)	-11.62%
Depreciation	6,105,654	4,852,686	1,252,968	25.82%
Student Aid	4,009,679	3,627,845	381,834	10.53%
Total Operating Expenses	<u>39,179,355</u>	<u>34,945,929</u>	<u>4,233,426</u>	<u>12.11%</u>
NONOPERATING REVENUES (EXPENSES)				
Property Taxes	12,012,019	11,763,093	248,926	2.12%
State Appropriations	9,094,238	9,792,699	(698,461)	-7.13%
Federal Appropriations	3,137,185	2,719,319	417,866	15.37%
Investment Income	674,923	793,583	(118,660)	-14.95%
Loss on Disposal of Capital Assets	(57,095)	(138,892)	81,797	-58.89%
Interest Expenses	(737,615)	(776,012)	38,397	-4.95%
Total Nonoperating Revenues (Expenses)	<u>24,123,655</u>	<u>24,153,790</u>	<u>(30,135)</u>	<u>-0.12%</u>
INCREASE (DECREASE) IN NET POSITION	<u>1,463,610</u>	<u>4,540,218</u>	<u>\$ (3,076,608)</u>	<u>-67.76%</u>
Net Position - Beginning of Year	<u>49,093,306</u>	<u>44,553,088</u>		
NET POSITION - END OF YEAR	<u>\$ 50,556,916</u>	<u>\$ 49,093,306</u>		

**SOUTHWEST WISCONSIN TECHNICAL COLLEGE
MANAGEMENT'S DISCUSSION AND ANALYSIS
YEARS ENDED JUNE 30, 2025 AND 2024**

**STATEMENT OF REVENUES, EXPENSES AND CHANGES IN NET POSITION – YEAR ENDED
JUNE 30, 2025 (Continued)**

Operating revenues are the charges for services offered by the District. Total operating revenues increased \$1,186,953 or 7.74% for fiscal year 2025. The increase is primarily due to the following:

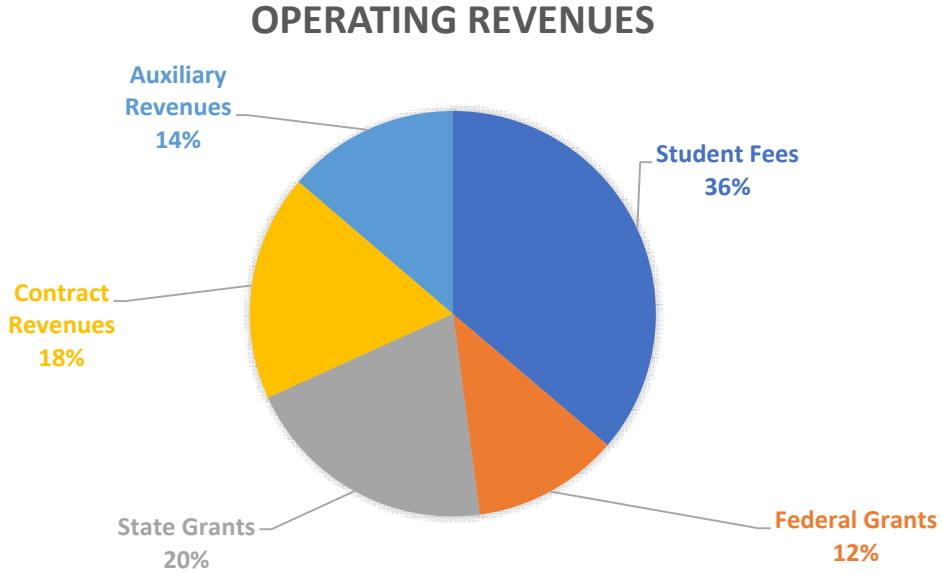
- The District receives funding from the federal and state governments for specific purposes, including financial aid payments to students. The District received \$5,279,169 from the federal and state governments for 2025 compared to \$4,398,587 for 2024.
 - State revenue increased \$522,599 or 18.44% in 2025 compared to 2024. State funding levels fluctuate between years based on the specific grants available each year as well as the amount of funding the state provides for financial aid.
 - Federal funding decreased \$357,983 or 22.89% in 2025 compared to 2024. The level of enrollment impacts the amount of federal financial aid that is awarded each year. Federal funding levels fluctuate between years based on the specific grants available each year as well as the amount of funding the state provides for financial aid.
- Revenue from industrial and technical assistance contracts with business and industry, local school districts, and the Department of Corrections was \$2,266,107 in 2025 and \$2,988,118 in 2024.
- The District operates auxiliary enterprise operation such as the book store, food service, and childcare center. The District had sales of \$2,266,107 for 2025 compared to \$2,149,104 in 2024 for these activities.

Operating expenses are costs incurred for providing education, training and services. Total operating expenses increased \$4,233,426 or 12.11% compared to 2024. The majority of the District's expenses, 42%, are for instructional related costs. Student financial aid and general institutional accounts for an additional 25%, while auxiliary services and other expenses account for the remaining 33% of total operating expenses.

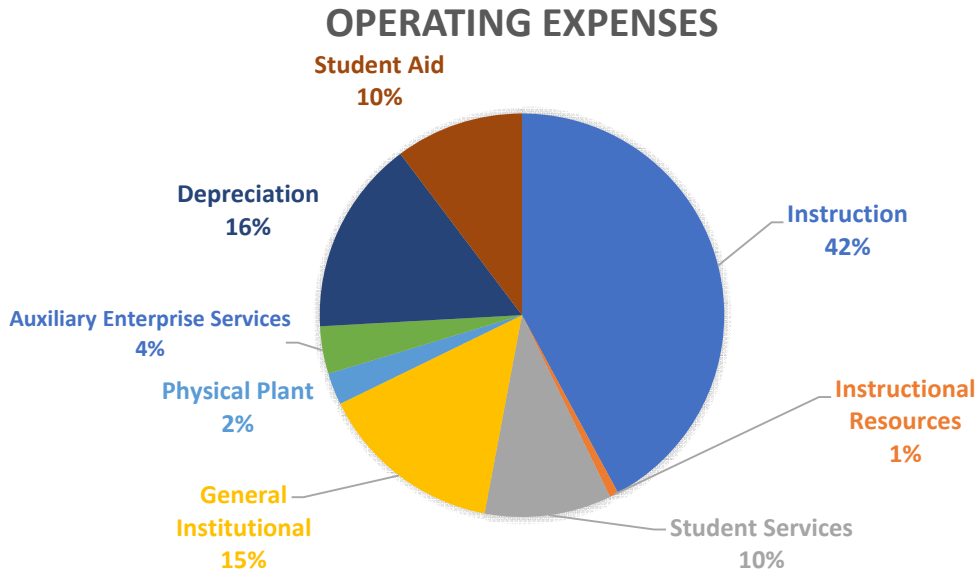
**SOUTHWEST WISCONSIN TECHNICAL COLLEGE
MANAGEMENT'S DISCUSSION AND ANALYSIS
YEARS ENDED JUNE 30, 2025 AND 2024**

**STATEMENT OF REVENUES, EXPENSES AND CHANGES IN NET POSITION – YEAR ENDED
JUNE 30, 2025 (Continued)**

The graph below depicts the District's operating revenues by source:



The graph below categorizes operating expenses by function:



**SOUTHWEST WISCONSIN TECHNICAL COLLEGE
MANAGEMENT'S DISCUSSION AND ANALYSIS
YEARS ENDED JUNE 30, 2025 AND 2024**

**STATEMENT OF REVENUES, EXPENSES AND CHANGES IN NET POSITION – YEAR ENDED
JUNE 30, 2025 (Continued)**

Non-operating revenues (expenses) are revenue and expense items not related directly to providing instruction. Net non-operating revenues decreased \$30,135 or 0.12% in 2025.

- Federal appropriations increased \$417,866 or 15.37% in 2025.
- State appropriations decreased \$698,461 or 7.13% in 2025.

**STATEMENT OF REVENUES, EXPENSES AND CHANGES IN NET POSITION – YEAR ENDED
JUNE 30, 2024**

The Statement of Revenues, Expenses, and Changes in Net Position presents the revenues earned and expenses incurred during the year. Activities performed by the District are classified as either operating or non-operating activities. Because the District receives the majority of its revenue from the taxpayers and other state and local governments, the District will always report an operating deficit or loss.

The utilization of capital assets is reflected in the financial statements as depreciation/amortization, which expenses the cost of an asset over its expected useful life.

**SOUTHWEST WISCONSIN TECHNICAL COLLEGE
MANAGEMENT'S DISCUSSION AND ANALYSIS
YEARS ENDED JUNE 30, 2025 AND 2024**

**STATEMENT OF REVENUES, EXPENSES AND CHANGES IN NET POSITION – YEAR ENDED
JUNE 30, 2024 (Continued)**

The following summary shows a condensed version of the Statement of Revenues, Expenses, and Changes in Net Position:

**TABLE 2
CONDENSED STATEMENT OF REVENUES, EXPENSES, AND CHANGES IN NET POSITION**

	2024	2023	Change	Percent Change
OPERATING REVENUE				
Student Fees	\$ 5,850,543	\$ 5,661,748	\$ 188,795	3.33%
Federal Grants	1,563,971	2,039,617	(475,646)	-23.32%
State Grants	2,834,616	2,766,472	68,144	2.46%
Contract Revenues	2,934,123	3,440,445	(506,322)	-14.72%
Auxiliary Revenues	2,149,104	1,219,677	929,427	76.20%
Total Operating Revenues	<u>15,332,357</u>	<u>15,127,959</u>	<u>204,398</u>	<u>1.35%</u>
OPERATING EXPENSES				
Instruction	12,777,767	14,503,086	(1,725,319)	-11.90%
Instructional Resources	261,436	305,652	(44,216)	-14.47%
Student Services	3,624,140	3,451,780	172,360	4.99%
General Institutional	5,275,547	5,696,131	(420,584)	-7.38%
Physical Plant	2,848,137	2,255,198	592,939	26.29%
Auxiliary Enterprise Services	1,678,371	1,759,648	(81,277)	-4.62%
Depreciation	4,852,686	4,120,242	732,444	17.78%
Student Aid	3,627,845	3,185,804	442,041	13.88%
Total Operating Expenses	<u>34,945,929</u>	<u>35,277,541</u>	<u>(331,612)</u>	<u>-0.94%</u>
NONOPERATING REVENUES (EXPENSES)				
Property Taxes	11,763,093	11,530,419	232,674	2.02%
State Appropriations	9,792,699	9,505,046	287,653	3.03%
Federal Appropriations	2,719,319	2,833,756	(114,437)	-4.04%
Investment Income	793,583	215,866	577,717	267.63%
Loss on Disposal of Capital Assets	(138,892)	(25,727)	(113,165)	439.87%
Interest Expenses	(776,012)	(637,041)	(138,971)	21.82%
Total Nonoperating Revenues(Expenses)	<u>24,153,790</u>	<u>23,422,319</u>	<u>731,471</u>	<u>3.12%</u>
INCREASE (DECREASE) IN NET POSITION	4,540,218	3,272,737	<u>\$ 1,267,481</u>	<u>38.73%</u>
Net Position - Beginning of Year	<u>44,554,191</u>	<u>41,281,454</u>		
NET POSITION - END OF YEAR	<u>\$ 49,094,409</u>	<u>\$ 44,554,191</u>		

**SOUTHWEST WISCONSIN TECHNICAL COLLEGE
MANAGEMENT'S DISCUSSION AND ANALYSIS
YEARS ENDED JUNE 30, 2025 AND 2024**

**STATEMENT OF REVENUES, EXPENSES AND CHANGES IN NET POSITION – YEAR ENDED
JUNE 30, 2024 (Continued)**

Operating revenues are the charges for services offered by the District. Total operating revenues increased \$204,398 or 1.35% for fiscal year 2024. The increase is primarily due to the following:

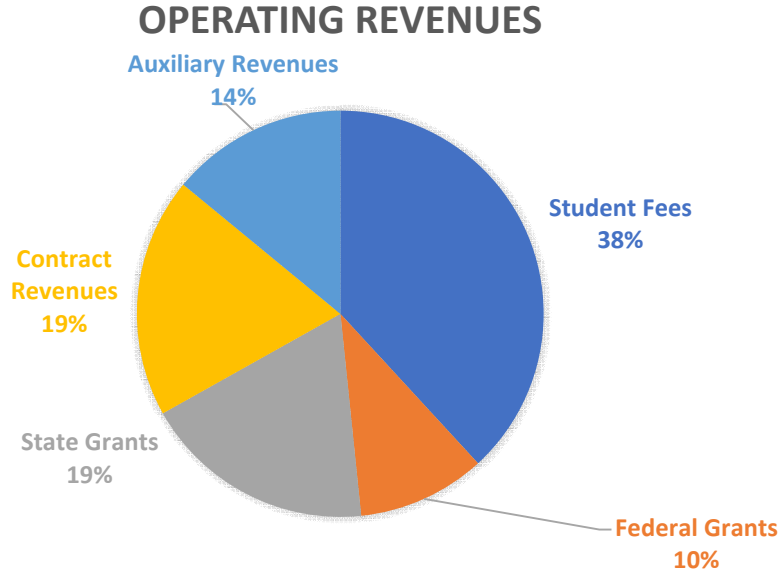
- The District receives funding from the federal and state governments for specific purposes, including financial aid payments to students. The District received \$4,398,587 from the federal and state governments for 2024 compared to \$4,806,089 for 2023.
 - State revenue increased \$68,144 or 2.46% in 2024 compared to 2023. State funding levels fluctuate between years based on the specific grants available each year as well as the amount of funding the state provides for financial aid.
 - Federal funding decreased \$475,646 or 23.32% in 2024 compared to 2023. The level of enrollment impacts the amount of federal financial aid that is awarded each year. Federal funding levels fluctuate between years based on the specific grants available each year as well as the amount of funding the state provides for financial aid.
- Revenue from industrial and technical assistance contracts with business and industry, local school districts, and the Department of Corrections was \$2,934,123 in 2024 and \$3,440,445 in 2023.
- The District operates auxiliary enterprise operation such as the book store, food service, and childcare center. The District had sales of \$2,149,104 for 2024 compared to \$1,219,677 in 2023 for these activities.

Operating expenses are costs incurred for providing education, training and services. Total operating expenses decreased \$331,612 or 0.94% compared to 2023. The majority of the District's expenses, 37%, are for instructional related costs. Student financial aid and general institutional accounts for an additional 25%, while auxiliary services and other expenses account for the remaining 38% of total operating expenses.

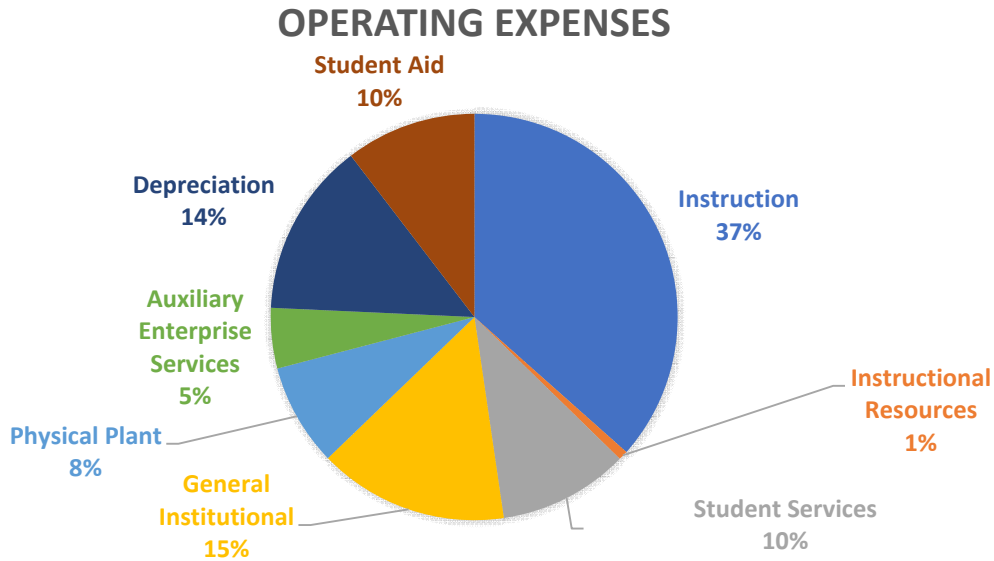
**SOUTHWEST WISCONSIN TECHNICAL COLLEGE
MANAGEMENT'S DISCUSSION AND ANALYSIS
YEARS ENDED JUNE 30, 2025 AND 2024**

**STATEMENT OF REVENUES, EXPENSES AND CHANGES IN NET POSITION – YEAR ENDED
JUNE 30, 2024 (Continued)**

The graph below depicts the District's operating revenues by source:



The graph below categorizes operating expenses by function:



**SOUTHWEST WISCONSIN TECHNICAL COLLEGE
MANAGEMENT'S DISCUSSION AND ANALYSIS
YEARS ENDED JUNE 30, 2025 AND 2024**

**STATEMENT OF REVENUES, EXPENSES AND CHANGES IN NET POSITION – YEAR ENDED
JUNE 30, 2024 (Continued)**

Non-operating revenues (expenses) are revenue and expense items not related directly to providing instruction. Net non-operating revenues increased \$731,471 or 3.12% in 2024.

- Federal appropriations decreased \$114,437 or 4.04% in 2024.
- State appropriations increased \$287,653 or 3.03% in 2024.

STATEMENT OF NET POSITION – JUNE 30, 2025

The Statement of Net Position includes all assets, (items that the District owns and amounts that are owed to the District by others) and liabilities (amounts the District owes to others and what has been collected from others prior to providing the services). This statement is prepared using the accrual basis of accounting whereby revenues and assets are recognized when the service is provided and expenses and liabilities are recognized when others provide the service to the District, regardless of when cash is exchanged.

Total net position increased \$1,463,610 or 2.98% in 2025 compared to an increase of \$4,540,218 or 10.19% in 2024. The District ended its fiscal year with net position of \$50,556,916 in 2025 of which \$31,390,810 was net investment in capital assets, \$677,708 was restricted for student financial aid, \$2,056,805 was restricted for debt service assistance, and \$16,431,593 was unrestricted net position. Unrestricted net position represents the amount of discretionary resources that can be used to fund general District operations.

Total assets decreased \$88,811 or 0.12% in 2025 and \$726,034 or 0.99% in 2024. Net capital assets decreased \$1,681,245 or 3.22% in 2025 compared to an increased \$1,967,281 or 3.92% in 2024.

The District's current liabilities increased \$621,521 or 7.37% in 2025 compared to a decrease \$1,010,972 or 10.70% in 2024. Long-term liabilities decreased \$2,770,648 or 13.81% in the current year, which includes the net pension liability of \$1,166,593 for participation in the Wisconsin Retirement System.

**SOUTHWEST WISCONSIN TECHNICAL COLLEGE
MANAGEMENT'S DISCUSSION AND ANALYSIS
YEARS ENDED JUNE 30, 2025 AND 2024**

STATEMENT OF NET POSITION – JUNE 30, 2025 (Continued)

The components of the statement of net position are summarized in Table 3:

**TABLE 3
CONDENSED STATEMENTS OF NET POSITION**

	2025	2024	Change	Percent Change
ASSETS				
Cash and Cash Equivalents	\$ 13,158,607	\$ 11,714,692	\$ 1,443,915	12.33%
Net Capital Assets	50,522,328	52,203,573	(1,681,245)	-3.22%
Other Assets	10,155,341	10,006,822	148,519	1.48%
Total Assets	<u>73,836,276</u>	<u>73,925,087</u>	<u>(88,811)</u>	<u>-0.12%</u>
DEFERRED OUTFLOWS OF RESOURCES				
Related to Pension	6,232,181	9,226,525	(2,994,344)	-32.45%
Related to Other Postemployment Benefits-	351,202	441,909	(90,707)	-20.53%
Total Deferred Outflows of Resources	<u>6,583,383</u>	<u>9,668,434</u>	<u>(3,085,051)</u>	<u>-31.91%</u>
LIABILITIES				
Current Liabilities	9,059,619	8,438,098	621,521	7.37%
Long-Term Liabilities	17,285,076	20,055,724	(2,770,648)	-13.81%
Total Liabilities	<u>26,344,695</u>	<u>28,493,822</u>	<u>(2,149,127)</u>	<u>-7.54%</u>
DEFERRED INFLOWS OF RESOURCES				
Related to Pension	3,407,900	5,865,761	(2,457,861)	-41.90%
Related to Other Postemployment Benefits-				
Health Insurance	110,148	140,632	(30,484)	-21.68%
Total Deferred Outflows of Resources	<u>3,518,048</u>	<u>6,006,393</u>	<u>(2,488,345)</u>	<u>-41.43%</u>
NET POSITION				
Net Invested in Capital Assets	31,390,810	31,030,286	360,524	1.16%
Restricted for Student Financial Aid	677,708	638,495	39,213	6.14%
Restricted for Capital Projects	-	-	-	-
Restricted for Debt Service	2,056,805	1,831,539	225,266	12.30%
Unrestricted	16,431,593	15,592,986	838,607	5.38%
Total Net Position	<u>\$ 50,556,916</u>	<u>\$ 49,093,306</u>	<u>\$ 1,463,610</u>	<u>2.98%</u>

**SOUTHWEST WISCONSIN TECHNICAL COLLEGE
MANAGEMENT'S DISCUSSION AND ANALYSIS
YEARS ENDED JUNE 30, 2025 AND 2024**

STATEMENT OF NET POSITION – JUNE 30, 2024

The Statement of Net Position includes all assets, (items that the District owns and amounts that are owed to the District by others) and liabilities (amounts the District owes to others and what has been collected from others prior to providing the services). This statement is prepared using the accrual basis of accounting whereby revenues and assets are recognized when the service is provided and expenses and liabilities are recognized when others provide the service to the District, regardless of when cash is exchanged.

Total net position increased \$4,540,218 or 10.19% in 2024 compared to an increase of \$3,271,634 or 7.93% in 2023. The District ended its fiscal year with net position of \$49,093,306 in 2024 of which \$31,030,286 was net investment in capital assets, \$638,495 was restricted for student financial aid, \$1,831,539 was restricted for debt service assistance, and \$15,592,986 was unrestricted net position. Unrestricted net position represents the amount of discretionary resources that can be used to fund general District operations.

Total assets increased \$726,034 or 0.99% in 2024 and \$4,860,580 or 6.23% in 2023. Net capital assets increased \$1,967,281 or 3.92% in 2024 compared to an increase of \$2,184,314 or 4.55% in 2023.

The District's current liabilities decreased \$1,010,972 or 10.70% in 2024 compared to a decrease \$93,121 or 0.98% in 2023. Long-term liabilities decreased \$5,406,496 or 21.23% in the current year, which includes the net pension liability of \$1,096,833 for participation in the Wisconsin Retirement System.

**SOUTHWEST WISCONSIN TECHNICAL COLLEGE
MANAGEMENT'S DISCUSSION AND ANALYSIS
YEARS ENDED JUNE 30, 2025 AND 2024**

STATEMENT OF NET POSITION (continued)

The components of the statement of net position are summarized in Table 4:

**TABLE 4
CONDENSED STATEMENTS OF NET POSITION**

	2024	2023	Change	Percent Change
ASSETS				
Cash and Cash Equivalents	\$ 11,714,692	\$ 13,826,688	\$ (2,111,996)	-15.27%
Net Pension Asset	-	-	-	-
Net Capital Assets*	52,203,573	50,236,292	1,967,281	3.92%
Other Assets	10,006,822	9,136,073	870,749	9.53%
Total Assets	<u>73,925,087</u>	<u>73,199,053</u>	<u>726,034</u>	<u>0.99%</u>
DEFERRED OUTFLOWS OF RESOURCES				
Related to Pension	9,226,525	14,233,694	(5,007,169)	-35.18%
Related to Other Postemployment Benefits-	441,909	515,221	(73,312)	-14.23%
Total Deferred Outflows of Resources	<u>9,668,434</u>	<u>14,748,915</u>	<u>(5,080,481)</u>	<u>-34.45%</u>
LIABILITIES				
Current Liabilities*	8,438,098	9,449,070	(1,010,972)	-10.70%
Long-Term Liabilities*	20,055,724	25,462,220	(5,406,496)	-21.23%
Total Liabilities	<u>28,493,822</u>	<u>34,911,290</u>	<u>(6,417,468)</u>	<u>-18.38%</u>
DEFERRED INFLOWS OF RESOURCES				
Related to Pension	5,865,761	8,251,869	(2,386,108)	-28.92%
Related to Other Postemployment Benefits-				
Health Insurance	140,632	231,721	(91,089)	-39.31%
Total Deferred Outflows of Resources	<u>6,006,393</u>	<u>8,483,590</u>	<u>(2,477,197)</u>	<u>-29.20%</u>
NET POSITION				
Net Invested in Capital Assets	31,030,286	26,642,010	4,388,276	16.47%
Restricted for Pension	-	-	-	-
Restricted for Student Financial Aid	638,495	627,111	11,384	1.82%
Restricted for Capital Projects	-	689,489	(689,489)	-100.00%
Restricted for Debt Service	1,831,539	1,603,529	228,010	14.22%
Unrestricted	15,592,986	14,990,949	602,037	4.02%
Total Net Position	<u>\$ 49,093,306</u>	<u>\$ 44,553,088</u>	<u>\$ 4,540,218</u>	<u>10.19%</u>

**SOUTHWEST WISCONSIN TECHNICAL COLLEGE
MANAGEMENT'S DISCUSSION AND ANALYSIS
YEARS ENDED JUNE 30, 2025 AND 2024**

CAPITAL ASSET AND DEBT ADMINISTRATION – JUNE 30, 2025

Capital Assets

At June 30, 2025, the District had \$96,051,484 in capital assets, including land, construction in progress, land improvements, buildings and improvements, moveable equipment, and right-to-use assets from leases and subscriptions. Total accumulated depreciation/amortization on these assets was \$45,529,156. Asset acquisitions totaled \$4,612,369. Asset disposals totaled \$630,468 net of related accumulated depreciation/amortization of \$442,508. The District recognized depreciation/amortization expense of \$4,852,686. Detailed information about capital assets can be found in Note 3 to the financial statements.

Long-term Debt

As of June 30, 2025, the District had \$16,150,000 in general obligation debt outstanding compared to \$18,100,000 in 2024. The District maintained its Aa2 rating from Moody's Investor service on its current and outstanding long-term debt. Debt service requirements of the District are current and are secured by a tax levy adopted by the District Board. Wisconsin statutes require that the first property tax receipts be segregated for annual debt service payments. All general obligation debt for equipment, building, and major remodeling is repaid in five years. The current debt adequately replaces and expands the equipment and facility needs of the District. Detailed information about the District's long-term debt is presented in Note 4 to the financial statements.

CAPITAL ASSET AND DEBT ADMINISTRATION – JUNE 30, 2024

Capital Assets

At June 30, 2024, the District had \$92,069,583 in capital assets, including land, construction in progress, land improvements, buildings and improvements, moveable equipment, and right-to-use assets from leases and subscriptions. Total accumulated depreciation/amortization on these assets was \$39,866,010. Asset acquisitions totaled \$6,958,859. Asset disposals totaled \$804,105 net of related accumulated depreciation/amortization of \$665,213. The District recognized depreciation/amortization expense of \$4,852,686. Detailed information about capital assets can be found in Note 3 to the financial statements.

Long-term Debt

As of June 30, 2024, the District had \$19,960,000 in general obligation debt outstanding compared to \$22,555,000 in 2023. The District maintained its Aa2 rating from Moody's Investor service on its current and outstanding long-term debt. Debt service requirements of the District are current and are secured by a tax levy adopted by the District Board. Wisconsin statutes require that the first property tax receipts be segregated for annual debt service payments. All general obligation debt for equipment, building and major remodeling is repaid in five years. The current debt adequately replaces and expands the equipment and facility needs of the District. Detailed information about the District's long-term debt is presented in Note 4 to the financial statements.

**SOUTHWEST WISCONSIN TECHNICAL COLLEGE
MANAGEMENT'S DISCUSSION AND ANALYSIS
YEARS ENDED JUNE 30, 2025 AND 2024**

FINANCIAL POSITION – JUNE 30, 2025

The District continues to maintain a strong financial position. Its major revenue sources are property taxes, state aids, student tuition and fees, federal and state grants and contracts with business and industry.

Moody's "Aa2" rating reflects the District's broad tax base in southwestern Wisconsin (Aa1 stable) with solid resident incomes and stabilizing enrollment following a few years of declines driven by the coronavirus pandemic. The rating also reflects the maintenance of strong financial reserves and liquidity despite limited revenue raising ability that is constrained by state control of tuition and fee increases. The District's debt, pension, and OPEB liabilities are modest.

FINANCIAL POSITION – JUNE 30, 2024

The District continues to maintain a strong financial position. Its major revenue sources are property taxes, state aids, student tuition and fees, federal and state grants and contracts with business and industry.

Moody's "Aa2" rating reflects the District's broad tax base in southwestern Wisconsin (Aa1 stable) with solid resident incomes and stabilizing enrollment following a few years of declines driven by the coronavirus pandemic. The rating also reflects the maintenance of strong financial reserves and liquidity despite limited revenue raising ability that is constrained by state control of tuition and fee increases. The District's debt, pension, and OPEB liabilities are modest.

**SOUTHWEST WISCONSIN TECHNICAL COLLEGE
MANAGEMENT'S DISCUSSION AND ANALYSIS
YEARS ENDED JUNE 30, 2025 AND 2024**

ECONOMIC FACTORS – YEAR ENDED JUNE 30, 2025

The region's current economy, persistent inflationary pressures and recessionary risks causes considerable concern for future budgets. The District's strengths in countering an economic turndown are summarized in the following statements:

- A progressive student support model with immersive student success plans provide inevitability for student persistence and graduation to high wage jobs.
- Unique programs such as Golf Course Management, Midwifery and online programs/courses draw students from outside of the District and state.
- The District is 1 of 2 colleges in the state technical college system that provide student housing on directly on campus. This benefits students that decide not to commute or reside further than reasonable daily travel distances.
- The level of our fund balances affords us time and flexibility to adjust to changing conditions.
- Capital financing through debt service allows us to keep pace with current technology and other modern advancements. The college's 10 year master facilities and financing plans provide a map to support success into the future.

Southwest Wisconsin Technical College faces challenges among which are:

- Limited revenue generating flexibility due to state-imposed levy restrictions and state authority over tuition rates
- Weak resident income levels

These challenges make the execution of the budget a continuous work in progress as adjustments need to occur when revenue sources change. The District has effectively survived previous difficult times and is a stronger institution as a result of it. The current financial position of the District allows us the flexibility to adjust to change and maintain this positive status in the future.

ECONOMIC FACTORS – YEAR ENDED JUNE 30, 2024

The region's current economy, persistent inflationary pressures and recessionary risks causes considerable concern for future budgets. The District's strengths in countering an economic turndown are summarized in the following statements:

- A progressive student support model with immersive student success plans provide inevitability for student persistence and graduation to high wage jobs.
- Unique programs such as Golf Course Management, Midwifery and online programs/courses draw students from outside of the District and state.
- The District is 1 of 2 colleges in the state technical college system that provide student housing on directly on campus. This benefits students that decide not to commute or reside further than reasonable daily travel distances.
- The level of our fund balances affords us time and flexibility to adjust to changing conditions.
- Capital financing through debt service allows us to keep pace with current technology and other modern advancements. The college's 10 year master facilities and financing plans provide a map to support success into the future.

**SOUTHWEST WISCONSIN TECHNICAL COLLEGE
MANAGEMENT'S DISCUSSION AND ANALYSIS
YEARS ENDED JUNE 30, 2025 AND 2024**

ECONOMIC FACTORS – YEAR ENDED JUNE 30, 2024 (Continued)

Southwest Wisconsin Technical College faces challenges among which are:

- Limited revenue generating flexibility due to state-imposed levy restrictions and state authority over tuition rates
- Weak resident income levels

These challenges make the execution of the budget a continuous work in progress as adjustments need to occur when revenue sources change. The District has effectively survived previous difficult times and is a stronger institution as a result of it. The current financial position of the District allows us the flexibility to adjust to change and maintain this positive status in the future.

CONTACTING SOUTHWEST WISCONSIN TECHNICAL COLLEGE'S FINANCIAL MANAGEMENT

The financial report is designed to provide a general overview of the District's finances for all those with an interest in the District's finances. Questions concerning any of the information provided in this report or requests for additional financial information should be addressed to Caleb White, Vice President for Administrative Services, 1800 Bronson Boulevard, Fennimore, WI 53809.

Additional information about Southwest Wisconsin Technical College and its services can also be found at <http://www.swtc.edu>.

Basic Financial Statements

SOUTHWEST WISCONSIN TECHNICAL COLLEGE
STATEMENTS OF NET POSITION
JUNE 30, 2025 AND 2024

	District		Foundation	
	2025	2024	2025	2024
ASSETS				
CURRENT ASSETS				
Cash and Cash Equivalents	\$ 13,158,607	\$ 11,714,692	\$ 1,544,897	\$ 1,685,325
Taxes Receivable	3,792,164	3,679,008	-	-
Accounts Receivable	63,807	1,432,675	114,626	342,733
Student Accounts Receivable, Net	1,001,594	998,106	-	-
Due from Other Governments	1,396,317	611,043	-	-
WTCEBC Consortium	3,510,818	3,003,315	-	-
Inventories	143,967	158,251	-	-
Prepaid Expenses	246,673	124,424	-	-
Total Current Assets	<u>23,313,947</u>	<u>21,721,514</u>	<u>1,659,523</u>	<u>2,028,058</u>
NON CURRENT ASSETS				
Investments	-	-	9,301,109	7,204,448
Accounts Receivable	-	-	-	16,126
Capital Assets not Being Depreciated/Amortized	3,448,114	2,105,330	80,000	80,000
Capital Assets Being Depreciated/Amortized, Net	47,074,214	50,098,243	3,221,493	2,792,353
Total Noncurrent Assets	<u>50,522,328</u>	<u>52,203,573</u>	<u>12,602,602</u>	<u>10,092,927</u>
Total Assets	<u>73,836,275</u>	<u>73,925,087</u>	<u>14,262,125</u>	<u>12,120,985</u>
DEFERRED OUTFLOWS OF RESOURCES				
Related to Pension	6,232,181	9,226,525	-	-
Related to Other Postemployment Benefits	351,202	441,909	-	-
Total Deferred Outflows of Resources	<u>6,583,383</u>	<u>9,668,434</u>	<u>-</u>	<u>-</u>
LIABILITIES				
CURRENT LIABILITIES				
Accounts Payable and Other Current Liabilities	1,171,925	824,618	100,753	44,189
Accrued Salaries and Benefits	488,105	315,388	-	-
Accrued Interest	49,042	55,125	-	-
Deferred Revenue	611,931	668,877	-	-
Current Portion of Compensated Absences\Termination Benefits	570,953	620,906	-	-
Current Portion of Lease Liability	59,380	55,979	-	-
Current Portion of Subscription Liability	507,359	377,884	-	-
Current Portion of Long-Term Debt	5,295,000	5,150,000	115,267	111,285
Current Portion of Other Postemployment Benefits	305,924	369,321	-	-
Total Current Liabilities	<u>9,059,619</u>	<u>8,438,098</u>	<u>216,020</u>	<u>155,474</u>
NONCURRENT LIABILITIES				
Compensated Absences\Termination Benefits	1,276,598	1,534,746	-	-
Lease Liability	286,619	345,999	-	-
Subscription Liability	1,754,825	1,855,639	-	-
Long-Term Debt	10,855,000	12,950,000	1,651,351	1,766,724
Unamortized Debt Premiums	373,335	437,786	-	-
Net Pension Liability	1,166,593	1,096,833	-	-
Other Postemployment Benefits	1,572,105	1,834,721	-	-
Total Noncurrent Liabilities	<u>17,285,075</u>	<u>20,055,724</u>	<u>1,651,351</u>	<u>1,766,724</u>
Total Liabilities	<u>26,344,694</u>	<u>28,493,822</u>	<u>1,867,371</u>	<u>1,922,198</u>
DEFERRED INFLOWS OF RESOURCES				
Related to Pension	3,407,900	5,865,761	-	-
Related to Other Postemployment Benefits	110,148	140,632	-	-
Total Deferred Inflows of Resources	<u>3,518,048</u>	<u>6,006,393</u>	<u>-</u>	<u>-</u>
NET POSITION				
Net Investment in Capital Assets	31,390,810	31,030,286	1,534,875	994,344
Restricted				
Student Financial Assistance	677,708	638,495	-	-
Debt Service	2,056,805	1,831,539	-	-
Donor Restrictions	-	-	10,348,323	8,513,407
Unrestricted	<u>16,431,593</u>	<u>15,592,986</u>	<u>511,556</u>	<u>691,036</u>
Total Net Position	<u>\$ 50,556,916</u>	<u>\$ 49,093,306</u>	<u>\$ 12,394,754</u>	<u>\$ 10,198,787</u>

See accompanying Notes to Financial Statements.

**SOUTHWEST WISCONSIN TECHNICAL COLLEGE
STATEMENTS OF REVENUES, EXPENSES, AND CHANGES IN NET POSITION
YEARS ENDED JUNE 30, 2025 AND 2024**

	District		Foundation	
	2025	2024	2025	2024
OPERATING REVENUES				
Tuition and Fees				
Program Fees (Net of \$394,332 and \$239,799)				
Scholarship Allowances, Respectively	\$ 4,801,618	\$ 4,697,107	\$ -	\$ -
Material Fees (Net of \$23,859 and \$14,020)				
Scholarship Allowances, Respectively	290,517	274,611	-	-
Other Student Fees (Net of \$49,509 and \$44,866)				
Scholarship Allowances, Respectively	893,781	878,825	-	-
State Grants and Contracts	3,357,215	2,834,616	-	-
Federal Grants and Contracts	1,921,954	1,563,971	273,430	-
Non-Governmental Grants and Contracts	2,988,118	2,934,123	-	-
Auxiliary Enterprise Services	2,266,107	2,149,104	-	-
Contributions and Other Support	-	-	2,007,207	1,391,065
Rental Income	-	-	675,924	690,675
Total Operating Revenues	<u>16,519,310</u>	<u>15,332,357</u>	<u>2,956,561</u>	<u>2,081,740</u>
OPERATING EXPENSES				
Instruction	16,556,316	12,777,767	-	-
Instructional Resources	277,040	261,436	-	-
Student Services	3,960,994	3,624,140	-	-
General Institution	5,784,912	5,275,547	-	-
Physical Plant	1,001,494	2,848,137	-	-
Auxiliary Enterprise Services	1,483,266	1,678,371	-	-
Depreciation/Amortization	6,105,654	4,852,686	-	-
Student Aid	4,009,679	3,627,845	-	-
Program Activities and Other	-	-	1,717,649	1,863,340
Total Operating Expenses	<u>39,179,355</u>	<u>34,945,929</u>	<u>1,717,649</u>	<u>1,863,340</u>
OPERATING INCOME (LOSS)	(22,660,045)	(19,613,572)	1,238,912	218,400
NONOPERATING REVENUES (EXPENSES)				
State Appropriations	9,094,238	9,792,699	-	-
Federal Appropriations	3,137,185	2,719,319	-	-
Local Property Taxes	12,012,019	11,763,093	-	-
Loss on Disposal of Capital Assets	(57,095)	(138,892)	-	-
Investment Income (Loss)	674,923	793,583	957,055	823,547
Interest Expense	(737,615)	(776,012)	-	-
Total Nonoperating Revenues (Expenses)	<u>24,123,655</u>	<u>24,153,790</u>	<u>957,055</u>	<u>823,547</u>
CHANGE IN NET POSITION	1,463,610	4,540,218	2,195,967	1,041,947
Net Position - Beginning of Year	<u>49,093,306</u>	<u>44,553,088</u>	<u>10,198,787</u>	<u>9,156,840</u>
NET POSITION - END OF YEAR	<u>\$ 50,556,916</u>	<u>\$ 49,093,306</u>	<u>\$ 12,394,754</u>	<u>\$ 10,198,787</u>

See accompanying Notes to Financial Statements.

**SOUTHWEST WISCONSIN TECHNICAL COLLEGE
STATEMENTS OF CASH FLOWS
YEARS ENDED JUNE 30, 2025 AND 2024**

	2025	2024
CASH FLOWS FROM OPERATING ACTIVITIES		
Tuition and Fees Received	\$ 5,925,482	\$ 5,607,273
Federal and State Grants Received	5,279,169	4,398,587
Business, Industry, and School District Contract Revenues Received	4,356,986	1,664,634
Payments to Employees for Operating Payroll	(24,735,724)	(26,381,108)
Payments to Suppliers	(8,401,069)	(4,786,512)
Auxiliary Enterprise Revenues Received	2,266,107	2,149,104
Net Cash Used by Operating Activities	(15,309,049)	(17,348,022)
CASH FLOWS FROM NONCAPITAL FINANCING ACTIVITIES		
Local Property Taxes Received	11,898,863	11,500,228
State Appropriations Received	9,094,238	9,792,699
Federal Grants Received	2,351,911	3,920,194
Net Cash Provided by Noncapital Financing Activities	23,345,012	25,213,121
CASH FLOWS FROM CAPITAL AND RELATED FINANCIAL ACTIVITIES		
Acquisition and Construction of Capital Assets	(4,418,403)	(7,353,745)
Proceeds from sale of capital assets	130,865	-
Lease Payments	(55,979)	(52,720)
Subscription Payments	(165,305)	(708,394)
Proceeds from Issuance of Debt	4,000,000	4,000,000
Premium on Debt Issue	108,680	162,920
Debt Retired	(5,950,000)	(5,860,000)
Interest Paid	(916,829)	(958,739)
Net Cash Used by Capital and Related Financial Activities	(7,266,971)	(10,770,678)
CASH FLOWS FROM INVESTING ACTIVITIES		
Investment Income Received	674,923	793,583
NET INCREASE (DECREASE) IN CASH AND CASH EQUIVALENTS	1,443,915	(2,111,996)
Cash and Cash Equivalents - Beginning of Year	11,714,692	13,826,688
CASH AND CASH EQUIVALENTS - END OF YEAR	\$ 13,158,607	\$ 11,714,692
SUPPLEMENTAL DISCLOSURE OF NONCASH INFORMATION		
Noncash Acquisition of Right-to-Use Assets - Subscriptions	\$ 705,823	\$ 217,088

See accompanying Notes to Financial Statements.

**SOUTHWEST WISCONSIN TECHNICAL COLLEGE
STATEMENTS OF CASH FLOWS (CONTINUED)
YEARS ENDED JUNE 30, 2025 AND 2024**

RECONCILIATION OF OPERATING LOSS TO NET CASH USED BY OPERATING ACTIVITIES	2025	2024
Operating Loss	\$ (22,660,045)	\$ (19,613,572)
Adjustments to Reconcile Operating Loss to Net Cash Used by Operating Activities:		
Depreciation/Amortization	6,105,654	4,852,686
(Increase) Decrease in Assets:		
Accounts Receivable	1,368,868	(1,269,489)
Student Accounts Receivable, Net	(3,488)	(363,344)
Inventories	14,284	4,373
Prepaid Expenses and Other Assets	(629,752)	(180,299)
Net Pension Asset/Liability	69,760	(2,842,523)
(Increase) Decrease in Deferred Outflows of Resources:		
Pension	2,994,344	5,007,169
OPEB	90,707	73,312
Increase (Decrease) in Liabilities:		
Accounts Payable and Other Current Liabilities	347,307	121,448
Accrued Salaries and Benefits	172,717	(70,379)
Compensated Absences	(308,101)	(422,163)
Unearned Revenue	(56,946)	120,074
Post-Employment Benefits	(326,013)	(288,118)
Increase (Decrease) in Deferred Inflows of Resources:		
Pension	(2,457,861)	(2,386,108)
OPEB	(30,484)	(91,089)
Total Net Cash Used by Operating Activities	\$ (15,309,049)	\$ (17,348,022)

See accompanying Notes to Financial Statements.

**SOUTHWEST WISCONSIN TECHNICAL COLLEGE
NOTES TO FINANCIAL STATEMENTS
JUNE 30, 2025 AND 2024**

NOTE 1 SUMMARY OF SIGNIFICANT ACCOUNTING POLICIES

Organization

The Southwest Wisconsin Technical College (the District), comprised of five full Southwest Wisconsin counties and portions of four others, became operational on July 1, 1967, pursuant to Chapter 292, Laws of Wisconsin of 1965. The geographic area of the District is comprised of most of Crawford, Grant, Iowa, Lafayette, and Richland counties and part of Dane, Green, Sauk, and Vernon counties covering 3,800 square miles. There are 30 public K-12 school districts within the District boundaries.

The District is governed by a nine-member District Board elected by the 30 school district boards comprising the District. Pursuant to Wisconsin Statute, the District Board consists of two employer members, two employee members, three additional members, one elected official member who holds a state or local office, and one school district administrator. Board members serve staggered three-year terms. The District Board powers are established under the provisions of Chapter 38 of the Wisconsin Statutes and include:

- Authority to borrow money and levy taxes;
- Budgetary authority; and
- Authority over other fiscal and general management of the District, which includes, but is not limited to, the authority to execute contracts, to exercise control over facilities and properties, to determine the outcome or disposition of matters affecting the recipients of the services being provided and to approve the hiring or retention of key management personnel who implement board policies and directives.

The financial statements of the District have been prepared in conformity with accounting principles generally accepted in the United States of America as applied to governmental units. The Governmental Accounting Standards Board (GASB) is the accepted standard setting body for establishing accounting and financial reporting principles.

Reporting Entity

The reporting entity of the District consists of the primary government and its component unit. Component units are legally separate organizations for which the primary government is financially accountable, or other organizations for which the nature and significance of their relationship with the primary government are such that their exclusion would cause the reporting entity's financial statements to be misleading. The primary government is financially accountable if (1) it appoints a voting majority of an organization's governing body and it is able to impose its will on that organization, (2) it appoints a voting majority of an organization's governing body and there is a potential for the organization to provide specific financial benefits to, or to impose specific financial burdens on, the primary government, (3) the organization is fiscally dependent on and there is a potential for the organization to provide specific financial benefits to, or to impose specific financial burdens on, the primary government. Certain legally separate, tax exempt organizations should be reported as a component unit if all of the following criteria are met: (1) the economic resources received or held by the separate organization are entirely or almost entirely for the direct benefit of the primary government or its constituents; (2) the primary government is entitled to, or has the ability to access, a majority of the economic resources received or held by the separate organization; and (3) the economic resources received or held by an individual organization that the primary government is entitled to, or has the ability to otherwise access, are significant to the primary government.

**SOUTHWEST WISCONSIN TECHNICAL COLLEGE
NOTES TO FINANCIAL STATEMENTS
JUNE 30, 2025 AND 2024**

NOTE 1 SUMMARY OF SIGNIFICANT ACCOUNTING POLICIES (CONTINUED)

Reporting Entity (Continued)

The Southwest Wisconsin Technical College Foundation, Inc. (Foundation), is a nonprofit corporation whose purpose is to solicit, hold, manage, invest, and expend endowment funds and other gifts, grants, and bequests exclusively for the maintenance and benefit of the District. The Foundation includes the Southwest Wisconsin Technical College Real Estate Foundation, Inc. (REF) as a consolidated entity. REF was formed for the purpose of acquiring, developing, and holding real estate for the benefit of the District. The Foundation and REF are each managed by an independent board of directors. REF is operated, supervised, and controlled by the Foundation. The District provides office space, certain equipment and furnishings, most related utility services and some insurance coverage to the Foundation without charge. The Foundation's resources are almost entirely for the benefit of the District and the "entitlement/ability to access" criterion is met because the Foundation has a history of supporting the District with its economic resources, the financial resources of the Foundation are significant to the District as a whole and accordingly, the Foundation is presented as a discretely presented component unit of the District.

The Foundation follows the Financial Accounting Standards Board (FASB) accounting standards, while the District follows the GASB accounting standards. There are several significant differences in accounting policies between the Foundation and the District due to these different accounting standards. The differences in accounting policies between the Foundation and the District do not have a material impact on the financial position or results of operations of the District. However, users of the financial statements should be aware of these differences when comparing the financial information of the Foundation and the District.

Separately issued financial statements of the Foundation may be obtained from the Foundation administration office.

Basis of Accounting and Financial Statement Presentation

For financial reporting purposes, the District is considered a special-purpose government engaged only in business-type activities. Accordingly, the financial statements of the District have been prepared using the economic resources measurement focus and the accrual basis of accounting. Under the accrual basis, revenues are recognized when earned, and expenses are recorded when an obligation has been incurred, regardless of the timing of the related cash flows. Property taxes are recognized as revenues in the years for which they are levied. Grants and similar items are recognized as revenue as soon as all eligibility requirements imposed by the provider have been met. All significant inter-governmental transactions have been eliminated.

Use of Estimates

The preparation of basic financial statements in conformity with accounting principles generally accepted in the United States of America requires the District to make estimates and assumptions that affect the reported amounts of assets, deferred inflows and outflows of revenues and liabilities, and disclosures of contingent assets and liabilities at the date of the financial statements and the reported amounts of revenues and expenses during the reporting period. Actual results could differ from those estimates.

SOUTHWEST WISCONSIN TECHNICAL COLLEGE
NOTES TO FINANCIAL STATEMENTS
JUNE 30, 2025 AND 2024

NOTE 1 SUMMARY OF SIGNIFICANT ACCOUNTING POLICIES (CONTINUED)

Assets, Liabilities, Deferred Outflows/Inflows of Resources and Net Position

Cash and Cash Equivalents

The District's cash and cash equivalents are considered to be cash on hand, demand deposits, investments in the Local Government Investment Pool, and short-term investments with original maturities less than 90 days from date of acquisition.

The Wisconsin Local Government Investment Pool (LGIP) is part of the State Investment Fund (SIF) and is managed by the State of Wisconsin Investment Board. The SIF is not registered with the Securities and Exchange Commission, but operates under the statutory authority of Wisconsin Chapter 25. The SIF reports the fair value of its underlying assets annually. The SIF is not rated. Participants in the LGIP have the right to withdraw their funds in total on one day's notice. At June 30, 2025 and 2024, the fair value of the District's share of the LGIP's assets was substantially equal to the amount reported in these statements.

The District is limited to investments authorized by Wisconsin State Statute 66.0603 including the following:

1. Time deposits in any credit union, bank, savings bank, trust company, or savings and loan association which is authorized to transact business in the state if the time deposits mature in not more than three years.
2. Bonds or securities issued or guaranteed as to principal and interest by the federal government, or by a commission, board, or other instrumentality of the federal government.
3. Bonds or securities of any county, city, drainage district, technical college district, village, town, or school district of the state, as well as bonds issued by a local exposition district, a local professional baseball park district, a local professional football stadium district, the University of Wisconsin Hospitals and Clinics Authority, a local cultural arts district, or the Wisconsin Aerospace Authority.
4. Any security which matures or which may be tendered for purchase at the option of the holder within not more than seven years of the date on which it is acquired, if that security has a rating which is the highest or second highest rating category assigned by Standard & Poor's corporation, Moody's investors service, or other similar nationally recognized rating agency or if that security is senior to, or on a parity with, a security of the same issuer which has such a rating.
5. Securities of an open-end management investment company or investment trust, with certain limitations:
 - a. Bonds or securities issued under the authority of the municipality.
 - b. The local government pooled-investment fund as established under Section 25.50 of the Wisconsin Statutes; the state of Wisconsin local government investment fund (LGIP).
 - c. Agreements in which a public depository agrees to repay funds advanced by the District, plus interest, if the agreement is secured by bonds or securities issued or guaranteed as to principal and interest by the federal government.
 - d. Securities of an open-end management investment company or investment trust, subject to various conditions and investment options.
 - e. Repurchase agreements with public depositories, with certain conditions.

SOUTHWEST WISCONSIN TECHNICAL COLLEGE
NOTES TO FINANCIAL STATEMENTS
JUNE 30, 2025 AND 2024

NOTE 1 SUMMARY OF SIGNIFICANT ACCOUNTING POLICIES (CONTINUED)

Assets, Liabilities, Deferred Outflows/Inflows of Resources and Net Position
(Continued)

Inventories

Inventories of books and supplies are stated at the lower of cost or market; cost is determined using the first-in, first-out method. Instructional and administrative inventories are expensed as incurred.

Capital Assets

Capital assets are reported at historical cost, or estimated historical cost if actual historical cost is not available. Donated capital assets are valued at their estimated acquisition value at the time of receipt.

The costs of maintenance and repairs are charged to operations as incurred. Equipment, building and remodeling projects having a cost of \$1,000 or more are capitalized. Depreciation/amortization on buildings and equipment is provided in amounts sufficient to relate the cost of depreciable/amortizable assets to operations on the straight-line basis over the estimated useful life of the asset, which range from four to ten years for equipment and fifty years for buildings and remodeling.

Subscription-Based Information Technology Arrangements (SBITA) assets are initially measured as the sum of the present value of payments expected to be made during the subscription term, payments associated with the SBITA contract made to the SBITA vendor at the commencement of the subscription term, when applicable, and capitalizable implementation costs, less any SBITA vendor incentives received from the SBITA vendor at the commencement of the SBITA term. SBITA assets are amortized in a systematic and rational manner over the shorter of the subscription term or the useful life of the underlying information technology asset.

Leases

The District is a lessee for building space and recognizes a lease liability and an intangible right-to-use lease asset based on the criteria dictated in GASB Statement No. 87 – *Leases*. At the commencement of a lease, the District determines if the lease is a financed purchased lease or a right-to-use lease based on the criteria in GASB Statement No. 87 – *Leases*. The District then measures the lease liability at the present value of payments expected to be made during the lease term. During the lease term, the lease liability is reduced by the principal portion of lease payments made.

An intangible right-to-use lease asset is initially measured as the amount of the lease liability adjusted for lease payments made at or before the lease commencement date, plus certain initial direct costs. The intangible right-to-use lease asset is amortized on a straight-line basis over the term of the lease. The intangible right-to-use lease asset is reported with the District's capital assets in a stand-alone Leased Assets (Right to Use) category.

The District utilizes estimates and judgements to determine (1) the discount rate used to discount expected lease payments to present value, (2) lease term, and (3) lease payments.

**SOUTHWEST WISCONSIN TECHNICAL COLLEGE
NOTES TO FINANCIAL STATEMENTS
JUNE 30, 2025 AND 2024**

NOTE 1 SUMMARY OF SIGNIFICANT ACCOUNTING POLICIES (CONTINUED)

**Assets, Liabilities, Deferred Outflows/Inflows of Resources and Net Position
(Continued)**

Leases (Continued)

The District uses the interest rate charged by the lessor as the discount rate when the lessor provides it. If the interest rate is not provided, the District uses its estimated incremental borrowing rate as the discount rate. The lease term includes the noncancellable period of the lease. Lease payments included in the measurement of the lease liability are composed of fixed payments and the purchase option price that the District is reasonably certain to exercise. The District accounts for lease and nonlease components separately when possible. In cases where the lease does not provide separate cost information for lease and nonlease components, the District treats the components as a single lease unit if it is impractical to estimate cost information. The District monitors changes in circumstances that would require re-measurement of the lease asset and liability.

Property Tax and Taxes Receivable

The District Board, under Section 38.16 of the Wisconsin Statutes, may levy a tax not to exceed 1.5 mills on the full value of taxable property within the area served by the District for the purposes of operating and maintaining schools. The mill rate limitation is not applicable to taxes levied for the purposes of paying principal and interest on general obligation debt issued by the District that is used for capital improvements and equipment additions.

The District's operational mill rate was .37453 and .40655 mills for fiscal years ending 2025 and 2024, respectively. The debt service mill rate was .47328 and .51964 for the fiscal years ending 2025 and 2024, respectively.

The District communicates its property tax levy to city, village and town treasurers or clerks in October of the fiscal year for which the taxes are levied.

The following dates are pertinent to the District's tax calendar:

Levy Date	Month of October
Tax Bills are Mailed	Month of October
Payments	
Taxes Paid in One Installment	January 31
Taxes Paid in Two Installments:	
First Installment Due	January 31
Second Installment Due	July 31

Historically, the District has received the majority of its property tax levy from municipalities in the fiscal year for which the taxes were levied. However, in most fiscal years, a portion of such revenues has been receivable at year-end because the second installment of real estate taxes and delinquent taxes is not required to be collected by the county treasurer until the month of August following the District's year-end.

SOUTHWEST WISCONSIN TECHNICAL COLLEGE
NOTES TO FINANCIAL STATEMENTS
JUNE 30, 2025 AND 2024

NOTE 1 SUMMARY OF SIGNIFICANT ACCOUNTING POLICIES (CONTINUED)

Assets, Liabilities, Deferred Outflows/Inflows of Resources and Net Position
(Continued)

Compensated Absences

The liability for compensated absences reported in the statement of net position consists of leave that has not been used that is attributable to services already rendered, accumulates and is more likely than not to be used for time off or otherwise paid in cash or settled through noncash means. The liability also includes amounts for leave that has been used for time off but has not yet been paid in cash or settled through noncash means and certain other types of leave.

Pensions

The fiduciary net position of the Wisconsin Retirement System (WRS) has been determined the flow of economic resources measurement focus and accrual basis of accounting. This includes for purposes of measuring the following:

- Net Pension Liability (Asset),
- Deferred Outflows of Resources and Deferred Inflows of Resources Related to Pensions,
- Pension Expense (Revenue).

Information about the fiduciary net position of the WRS and additions to/deductions from WRS' fiduciary net position have been determined on the same basis as they are reported by the WRS. For this purpose, benefit payments (including refunds of employee contributions) are recognized when due and payable in accordance with the benefit terms. Investments are reported at fair value.

Post-Employment Benefits

For employees hired prior to July 1, 2006, the District's employee fringe benefit program includes a provision which allows academic, administrative, and support staff to be carried with the group insurance plan or plans at their own expense after retirement or layoff. However, the Board will continue to pay health insurance premiums based on type of employee and years of service or number of accumulated hours of sick leave.

For employees, any academic staff, administrative staff, or support staff with less than 13 years of service to the District that retire under the Wisconsin Retirement System or are laid off, one-half of their unused accumulated sick leave at full pay will be used to continue the payment of health insurance premiums at the time of retirement or layoff.

At time of separation, support staff with 13 or more years of service to the District will have one year of health insurance premiums banked to pay future post separation premiums. Those with 15 or more years of service to the District will have two years of health insurance premiums banked to pay future post separation premiums. Those with 17 or more years of service will have three years of health insurance premiums banked to pay future separation premiums.

**SOUTHWEST WISCONSIN TECHNICAL COLLEGE
NOTES TO FINANCIAL STATEMENTS
JUNE 30, 2025 AND 2024**

NOTE 1 SUMMARY OF SIGNIFICANT ACCOUNTING POLICIES (CONTINUED)

**Assets, Liabilities, Deferred Outflows/Inflows of Resources and Net Position
(Continued)**

Post-Employment Benefits (Continued)

Academic and administrative staff with 13 or more years of service to the District will have three years of health insurance premiums banked to pay future separation premiums. Those with 15 or more years of service will have four years of health insurance premiums banked to pay future post separation premiums. Those with 17 or more years of service will have five years of health insurance premiums banked to pay future post separation premiums.

Deferred Outflows and Inflows of Resources

In addition to assets, the statement of net position will report a separate section for deferred outflows of resources. Deferred outflows of resources represent a consumption of net assets that applies to a future period and will not be recognized as an outflow of resources (expense) until then. The District has deferred outflows as of June 30, 2025 and 2024 related to pension and OPEB activity.

In addition to liabilities, the statement of net position will report a separate section for deferred inflows of resources. Deferred inflows of resources represent an acquisition of net assets that applies to a future period and so will not be recognized as an inflow of resources (revenue) until that time. The District has deferred inflows as of June 30, 2025 and 2024 related to pension and OPEB activity.

Fees and Tuition

Fees and tuition are recorded as revenue in the period in which the related activity or instruction takes place. Revenues for the summer semester are prorated on the basis of student class days occurring before and after June 30. The District's student fee receivable is stated at amounts due from students, net of an allowance for doubtful accounts. Amounts outstanding longer than the agreed upon payment terms are considered past due. The District determines its allowance for doubtful accounts by considering a number of factors including length of time amounts are past due, the District's previous loss history and the student's ability to pay his or her obligation. The District writes off receivables when they become uncollectible, and payments subsequently collected on such receivables are credited to the allowance for doubtful accounts.

State and Federal Revenues

The District receives funding from various federal and state contracts and grants. These revenues are earned as expenses are incurred. Such expenses may be incurred during the grantor's fiscal period, which may be different than that of the District. The District participates in federally funded Pell Grants, SEOG Grants, Federal Work Study and Federal Direct Student Loan Programs.

**SOUTHWEST WISCONSIN TECHNICAL COLLEGE
NOTES TO FINANCIAL STATEMENTS
JUNE 30, 2025 AND 2024**

NOTE 1 SUMMARY OF SIGNIFICANT ACCOUNTING POLICIES (CONTINUED)

**Assets, Liabilities, Deferred Outflows/Inflows of Resources and Net Position
(Continued)**

Scholarship Allowances and Student Aid

Financial aid to students is reported in the financial statements under the following method: All aid is reflected in the basic financial statements as operating expenses or scholarship allowances, which reduce revenues. The District receives and disburses cash and, as a result, must record all federal and state loan funds as federal and state grants, and the crediting of the funds to the student's account as student aid expense. The amount reported as operating expenses represents the portion of aid that was provided to the student in the form of cash. Scholarship allowances represent the portion of aid provided to the student in the form of reduced tuition.

Classification of Revenue and Expense

The District has classified its revenue and expenses as either operating or nonoperating according to the following criteria:

Operating revenue/expenses - Operating revenues and expenses include activities that have the characteristics of exchange transactions to provide goods or services related to the District's principal ongoing operations. Operating revenues include (1) student tuition and fees, net of scholarship allowances, (2) sales and services of auxiliary enterprises, and (3) most federal, state and local grants and contracts that are essentially the same as contracts for services that finance programs of the District. Operating expenses include the cost of providing educational services, student aid, administrative expenses and depreciation/amortization on capital assets.

Nonoperating revenues/expenses – Nonoperating revenues and expenses include activities that have the characteristics of nonexchange transactions. Nonoperating revenues as defined by GASB Statement No. 9, *Reporting Cash Flows of Proprietary and Nonexpendable Trust Funds and Governmental Entities That Use Proprietary Fund Accounting*, and GASB Statement No. 34, *Basic Financial Statements and Management's Discussion and Analysis for State and Local Governments*. These revenues include gifts and contributions, and other revenue sources.

Self-Insurance

The District is self-insured for health and dental coverage. The District accounts for its medical self-insurance program in an internal service fund. The purpose of this fund is to pay medical insurance claims of the District employees and their covered dependents and to minimize the total costs of annual insurance to the District. The accrued liability for estimated claims represents an estimate of the eventual loss on claims arising prior to year-end, including claims incurred, but not yet reported. The amounts not reported to the District were determined by the Plan administrator.

SOUTHWEST WISCONSIN TECHNICAL COLLEGE
NOTES TO FINANCIAL STATEMENTS
JUNE 30, 2025 AND 2024

NOTE 1 SUMMARY OF SIGNIFICANT ACCOUNTING POLICIES (CONTINUED)

Assets, Liabilities, Deferred Outflows/Inflows of Resources and Net Position
(Continued)

Net Position

Net position is classified according to restrictions on availability of assets for satisfaction of the District's obligations.

Net investment in capital assets: The value of capital assets (land, buildings, equipment, and intangible right-to-use assets) less the debt incurred to acquire or construct the assets plus the borrowed resources not yet expended, but restricted for capital purchases.

Restricted net position: Restricted net position includes resources in which the District is legally or contractually obligated to spend resources in accordance with restrictions imposed by external third parties.

- Restricted net position for debt service can only be used to repay debt service costs (principal and interest) as they are levied for that specific purpose.
- Restricted net position for student financial assistance can only be used for student financial assistance activities.
- Restricted net position for capital projects can only be used to finance the acquisition of land, building, building improvements, and equipment.

Unrestricted net position: Unrestricted net position represents resources derived from student tuition and fees, state appropriations, and sales and services provided by educational departments and auxiliary enterprises. These resources are used for transactions relating to the educational and general operations of the District and may be used at the discretion of the governing board to meet current expenses. These resources also include auxiliary enterprises, which are substantially self-supporting activities that provide services for students, faculty and staff.

When an expense is incurred that can be paid using either restricted or unrestricted resources, the District's policy is to first apply the expense towards restricted resources and then towards unrestricted resources.

**SOUTHWEST WISCONSIN TECHNICAL COLLEGE
NOTES TO FINANCIAL STATEMENTS
JUNE 30, 2025 AND 2024**

NOTE 2 CASH AND CASH EQUIVALENTS

The District's cash and cash equivalents consist of the following at June 30:

	2025	2024	Risk
Cash and Cash Equivalents:			
Cash on Hand	\$ 2,940	\$ 2,940	
Deposit Accounts	2,024,403	968,492	Custodial Credit
Local Government Investment Pool	11,131,264	10,743,260	Credit and Interest Rate
Total Cash and Cash Equivalents	<u>\$ 13,158,607</u>	<u>\$ 11,714,692</u>	

The Wisconsin Local Government Investment Pool (LGIP) is part of the State Investment Fund (SIF) and is managed by the State of Wisconsin Investment Board. The SIF is not registered with the Securities and Exchange Commission but operates under the statutory authority of Wisconsin Chapter 25. The SIF reports the fair value of its underlying assets annually. Participants in the LGIP have the right to withdraw their funds in total on one day's notice. At June 30, 2025 and 2024, the fair value of the District's share of the LGIP's assets was substantially equal to the amount reported in these financial statements.

Custodial Credit Risk

Custodial credit risk for deposits is the risk that, in the event of the failure of a depository financial institution, the District would not be able to recover its deposits or will not be able to recover collateral securities that are in the possession of an outside party.

Deposits in each local and area bank are insured by the Federal Deposit Insurance Corporation (FDIC) in the amount of \$250,000. Bank accounts and the local government investment pool are also insured by the State Deposit Guarantee Fund in the amount of \$400,000. However, due to the relatively small size of the Guarantee Fund in relationship to the total deposits covered and other legal implications, recovery of material principal losses maybe significant to individual organizations. As of June 30, the following table represents the District's custodial credit risk:

	2025	2024
Bank Balances - Deposit Accounts	\$ 2,168,475	\$ 1,361,598
Amounts Secured by FDIC Coverage or Collateral Agreements	(2,168,475)	(1,361,598)
Custodial Credit Risk Exposure	<u>\$ -</u>	<u>\$ -</u>

For investments, custodial credit risk is the risk that, in the event of failure of the counterparty (e.g., broker-dealer) to the transaction, the District will not be able to recover the value of its investment or collateral securities that are in the possession of another party. The District's investment policy minimizes credit risk by limiting investments to the safest type of securities and diversifying the investment portfolio. Individual securities may not exceed 5% of the market value of the portfolio at the time of purchase with the exception of U.S. Government issues fully guaranteed as to both principal and interest by the U.S. government or agencies thereof, shares of open-ended investment companies, the LGIP, or the Wisconsin Investment Series Cooperative (WISC). The LGIP and WISC do not carry a credit quality rating.

At June 30, 2025 and 2024, the District did not hold any investments other than funds with the LGIP, which are classified as cash equivalents in the financial statements.

**SOUTHWEST WISCONSIN TECHNICAL COLLEGE
NOTES TO FINANCIAL STATEMENTS
JUNE 30, 2025 AND 2024**

NOTE 2 CASH AND CASH EQUIVALENTS (CONTINUED)

Interest Rate Risk

As a means of limiting its exposure to fair value losses arising from rising interest rates, the District's investment policy limits the maturity of any security to no more than five years from the date of purchase or in accordance with state and local statutes and ordinances, whichever is less. The policy indicates that the investment portfolio should be structured so that securities mature to meet the cash requirements for ongoing operations, thereby avoiding the need to sell securities on the open market prior to maturity. The policy sets a maximum duration range of two years with a target duration of one year. As of June 30, 2025 and 2024, the LGIP investments have a maturity of 12 months or less.

NOTE 3 CAPITAL ASSETS

The following is a summary of changes in capital assets for the year ended June 30, 2025:

	Balance 7/1/2024	Additions	(Deletions)	Balance 6/30/2025
Capital Assets not Being Depreciated/Amortized				
Land	\$ 1,022,011	\$ 1,272,202	\$ -	\$ 2,294,213
Construction in Progress	1,083,319	531,942	(461,360)	1,153,901
Total Capital Assets not Being Depreciated/Amortized	2,105,330	1,804,144	(461,360)	3,448,114
Capital Assets Being Depreciated/Amortized				
Right-to-Use Assets - Leases	595,704	-	-	595,704
Right-to-Use Assets - Subscriptions	3,448,483	705,823	(321,140)	3,833,166
Land Improvements	707,012	165,073	-	872,085
Buildings and Improvements	49,824,106	174,506	-	49,998,612
Equipment	35,388,948	2,224,183	(309,328)	37,303,803
Total Capital Assets Being Depreciated/Amortized	89,964,253	3,269,585	(630,468)	92,603,370
Less: Accumulated Depreciation/Amortization for				
Right-to-Use Assets - Leases	234,623	58,655	-	293,278
Right-to-Use Assets - Subscriptions	1,213,006	586,236	(264,045)	1,535,197
Land Improvements	462,899	45,286	-	508,185
Buildings and Improvements	15,842,165	1,508,300	-	17,350,465
Equipment	22,113,317	3,907,177	(178,463)	25,842,031
Total Accumulated Depreciation/Amortization	39,866,010	6,105,654	(442,508)	45,529,156
Total Capital Assets Being Depreciated/Amortized, Net	50,098,243	(2,836,069)	(187,960)	47,074,214
Net Capital Assets	52,203,573	<u>\$ (1,031,925)</u>	<u>\$ (649,320)</u>	50,522,328
Less: General Obligation Debt	(18,537,786)			(16,523,335)
Less: Subscription Liability	(2,233,523)			(2,262,184)
Less: Lease Liability	(401,978)			(345,999)
Total Net Investment in Capital Assets	<u>\$ 31,030,286</u>			<u>\$ 31,390,810</u>

SOUTHWEST WISCONSIN TECHNICAL COLLEGE
NOTES TO FINANCIAL STATEMENTS
JUNE 30, 2025 AND 2024

NOTE 3 CAPITAL ASSETS (CONTINUED)

The following is a summary of changes in capital assets for the year ended June 30, 2024:

	Balance 7/1/2023	Additions	(Deletions)	Balance 6/30/2024
Capital Assets not Being Depreciated/Amortized				
Land	\$ 1,022,011	\$ -	\$ -	\$ 1,022,011
Construction in Progress	2,265,220	881,370	(2,063,271)	1,083,319
Total Capital Assets not Being Depreciated/Amortized	3,287,231	881,370	(2,063,271)	2,105,330
Capital Assets Being Depreciated/Amortized				
Right-to-Use Assets - Leases	595,704	-	-	595,704
Right-to-Use Assets - Subscriptions	3,339,565	217,088	(108,170)	3,448,483
Land Improvements	698,812	8,200	-	707,012
Buildings and Improvements	44,825,803	5,061,878	(63,575)	49,824,106
Equipment	33,167,714	2,853,594	(632,360)	35,388,948
Total Capital Assets Being Depreciated/Amortized	82,627,598	8,140,760	(804,105)	89,964,253
Less: Accumulated Depreciation/Amortization for				
Right-to-Use Assets - Leases	175,968	58,655	-	234,623
Right-to-Use Assets - Subscriptions	778,357	542,819	(108,170)	1,213,006
Land Improvements	383,216	79,683	-	462,899
Buildings and Improvements	14,498,938	1,372,321	(29,094)	15,842,165
Equipment	19,842,058	2,799,208	(527,949)	22,113,317
Total Accumulated Depreciation/Amortization	35,678,537	4,852,686	(665,213)	39,866,010
Total Capital Assets Being Depreciated/Amortized, Net	46,949,061	3,288,074	(138,892)	50,098,243
Net Capital Assets	50,236,292	<u>\$ 4,169,444</u>	<u>\$ (2,202,163)</u>	52,203,573
Less: General Obligation Debt	(20,415,185)			(18,537,786)
Less: Subscription Liability	(2,724,399)			(2,233,523)
Less: Lease Liability	(454,698)			(401,978)
Total Net Investment in Capital Assets	<u>\$ 26,642,010</u>			<u>\$ 31,030,286</u>

**SOUTHWEST WISCONSIN TECHNICAL COLLEGE
NOTES TO FINANCIAL STATEMENTS
JUNE 30, 2025 AND 2024**

NOTE 4 LONG-TERM OBLIGATIONS

Long-term obligations of the District consist of general obligation bonds, general obligation promissory notes, net OPEB liability, compensated absences for vacation and sick pay benefits, and lease liabilities.

Changes in long-term obligations for the years ended June 30 was as follows:

	Balance 7/1/2024	Additions	Reductions	Balance 6/30/2025	Due Within One Year
Notes and Bonds Payable					
General Obligation Bonds	\$ 10,100,000	\$ -	\$ (1,950,000)	\$ 8,150,000	\$ 2,095,000
General Obligation Notes	8,000,000	4,000,000	(4,000,000)	8,000,000	3,200,000
Unamortized Premiums	437,786	108,680	(173,131)	373,335	-
Total Bonds and Notes Payable	<u>18,537,786</u>	<u>4,108,680</u>	<u>(6,123,131)</u>	<u>16,523,335</u>	<u>5,295,000</u>
Other Liabilities:					
Net Other Postemployment					
Liability Benefits - Health Insurance	2,204,042	-	(326,013)	1,878,029	305,924
Termination Benefit	1,725,039	-	(243,296)	1,481,743	205,145
Accrued Compensated Absences - Vacation	430,613	649,082	(713,887)	365,808	365,808
Subscription Liability	2,233,523	193,966	(165,305)	2,262,184	507,359
Lease Liability	401,978	-	(55,979)	345,999	59,380
Total Long-Term Liabilities	<u>\$ 25,532,981</u>	<u>\$ 4,951,728</u>	<u>\$ (7,627,611)</u>	<u>\$ 22,857,098</u>	<u>\$ 6,738,616</u>
	Balance 7/1/2023	Additions	Reductions	Balance 6/30/2024	Due Within One Year
Notes and Bonds Payable					
General Obligation Bonds	\$ 11,960,000	\$ -	\$ (1,860,000)	\$ 10,100,000	\$ 1,950,000
General Obligation Notes	8,000,000	4,000,000	(4,000,000)	8,000,000	3,200,000
Unamortized Premiums	455,185	162,920	(180,319)	437,786	-
Total Bonds and Notes Payable	<u>20,415,185</u>	<u>4,162,920</u>	<u>(6,040,319)</u>	<u>18,537,786</u>	<u>5,150,000</u>
Other Liabilities:					
Net Other Postemployment					
Liability Benefits - Health Insurance	2,492,160	167,072	(455,190)	2,204,042	369,321
Termination Benefit	1,959,798	52,337	(287,096)	1,725,039	190,293
Accrued Compensated Absences - Vacation	618,017	713,887	(901,291)	430,613	430,613
Subscription Liability	2,724,399	217,518	(708,394)	2,233,523	377,884
Lease Liability	454,698	-	(52,720)	401,978	55,979
Total Long-Term Liabilities	<u>\$ 28,664,257</u>	<u>\$ 5,313,734</u>	<u>\$ (8,445,010)</u>	<u>\$ 25,532,981</u>	<u>\$ 6,574,090</u>

All general obligation debt is secured by the full faith and credit and taxing powers of the District. Long-term debt will be retired by future property tax levies and resources accumulated in the debt service fund.

**SOUTHWEST WISCONSIN TECHNICAL COLLEGE
NOTES TO FINANCIAL STATEMENTS
JUNE 30, 2025 AND 2024**

NOTE 4 LONG-TERM OBLIGATIONS (CONTINUED)

Wisconsin State Statute 67.03 (1) limits total general obligation debt of the District to 5% of the equalized value of taxable property located within the district. Wisconsin State Statute 67.03 (9) limits bonded indebtedness of the District to 2% of the equalized value of taxable property, including tax incremental districts. The legal debt limit and the margin of indebtedness, as of June 30 is as follows:

June 30, 2025		
	Bonds	Aggregate
Equalized Value	\$ 15,833,614,719	\$ 15,833,614,719
Debt Limit (2% for Bonds, 5% for Total)	316,672,294	791,680,736
Debt Outstanding at June 30, 2025, Net of Resources Available to Pay Principal	8,150,000	16,150,000
Margin of Indebtedness	\$ 308,522,294	\$ 775,530,736
June 30, 2024		
	Bonds	Aggregate
Equalized Value	\$ 14,574,434,970	\$ 14,574,434,970
Debt Limit (2% for Bonds, 5% for Total)	291,488,699	728,721,749
Debt Outstanding at June 30, 2024, Net of Resources Available to Pay Principal	10,100,000	18,100,000
Margin of Indebtedness	\$ 281,388,699	\$ 710,621,749

**SOUTHWEST WISCONSIN TECHNICAL COLLEGE
NOTES TO FINANCIAL STATEMENTS
JUNE 30, 2025 AND 2024**

NOTE 4 LONG-TERM OBLIGATIONS (CONTINUED)

General obligation debt at June 30, 2025 and 2024 are as follows:

<u>Description</u>	<u>Buyer</u>	<u>2025</u>	<u>2024</u>
2014 \$5,215,000 general obligation refunding bonds payable with annual principal payments of \$30,000-\$575,000 through June 1, 2028, interest at 2.0- 3.0%, payable semi-annually June 1 and December 1.	Robert W. Baird	\$ 1,665,000	\$ 2,190,000
2017 \$6,485,000 general obligation refunding bonds payable with annual 3.0% interest only payments until June 2026. Then \$1,555,000 to \$1,690,000 of principal payments annually through 2029.	Robert W. Baird	6,485,000	6,485,000
2019 \$7,775,000 general obligation refunding bonds payable with annual principal payments of \$1,313,550 - \$1,460,625 through June 1, 2025, interest with an average rate of 4.0%, payable semi-annually in June 1 and December 1. Proceeds used to finance construction and remodeling.	Robert W. Baird	-	1,425,000
2021 \$4,000,000 promissory notes payable with annual principal payments of \$800,000 through June 1, 2025, interest at 1.25-2.25%, payable semi-annually on June 1 and December 1. Proceeds used to finance building remodeling and improvements, and equipment purchases.	Huntington Securities Inc.	-	800,000
2022 \$4,000,000 promissory notes payable with annual principal payments of \$800,000 through June 1, 2026, interest at 2.00%, payable semi-annually on June 1 and December 1. Proceeds used to finance building remodeling and improvements, and equipment purchases.	Northland Securities Inc	800,000	1,600,000
2023 \$4,000,000 promissory notes payable with annual principal payments of \$800,000 through June 1, 2027, interest at 5.00%, payable semi-annually on June 1 and December 1. Proceeds used to finance building remodeling and improvements, and equipment purchases.	StoneX Financial Inc.	1,600,000	2,400,000
2024 \$4,000,000 promissory notes payable with annual principal payments of \$800,000 through June 1, 2028, interest at 5.00%, payable semi-annually on June 1 and December 1. Proceeds used to finance building remodeling and improvements, and equipment purchases.	Huntington Securities Inc.	2,400,000	3,200,000
2024 \$4,000,000 promissory notes payable with annual principal payments of \$800,000 through June 1, 2029, interest at 5.00%, payable semi-annually on June 1 and December 1. Proceeds used to finance building remodeling and improvements, and equipment purchases.	Huntington Securities Inc.	3,200,000	-
Total General Obligation Debt		<u>\$ 16,150,000</u>	<u>\$ 18,100,000</u>

**SOUTHWEST WISCONSIN TECHNICAL COLLEGE
NOTES TO FINANCIAL STATEMENTS
JUNE 30, 2025 AND 2024**

NOTE 4 LONG-TERM OBLIGATIONS (CONTINUED)

Future debt service requirements as of June 30, 2025 are as follows:

<u>Year Ending June 30,</u>	<u>Principal</u>	<u>Interest</u>	<u>Total</u>
2026	\$ 5,295,000	\$ 588,500	\$ 5,883,500
2027	4,545,000	397,650	4,942,650
2028	3,820,000	221,300	4,041,300
2029	2,490,000	82,700	2,572,700
Total	<u>\$ 16,150,000</u>	<u>\$ 1,290,150</u>	<u>\$ 17,440,150</u>

Termination Benefit

In addition to the District's OPEB plan, the employee fringe benefit program included a provision for employees hired prior to July 1, 2006, which allowed academic, administrative, and support staff to be carried with the group insurance plan or plans at their own expense after retirement or layoff. However, the District would continue to pay health insurance premiums based on the type of employee and years of service or number of accumulated hours of sick leave. These benefits are financed on a pay-as-you-go basis. The District's accrual for termination benefits was \$1,481,743 and \$1,725,039 at June 30, 2025 and 2024.

NOTE 5 LEASES

The District, acting as lessee, leases building space under long-term, noncancellable lease agreements. The leases expire at various dates and provide for additional renewable options that are expected to be exercised through the year ending June 30, 2033. During the year ended June 30, 2025 and 2024, the District recognized \$9,278 and \$10,637 in interest expense, respectively, pursuant to these contracts. The District utilizes an estimated incremental borrowing rate of 2.5%.

Total future minimum lease payments under these lease agreements as of June 30, 2025 are as follows:

<u>Year Ending June 30,</u>	<u>Principal</u>	<u>Interest</u>	<u>Total Payment</u>
2026	\$ 59,380	\$ 7,836	\$ 67,216
2027	62,925	6,307	69,232
2028	66,622	4,687	71,309
2029	66,159	2,982	69,141
2030	21,862	1,976	23,838
2031 - 2033	69,051	2,435	71,486
Total	<u>\$ 345,999</u>	<u>\$ 26,223</u>	<u>\$ 372,222</u>

**SOUTHWEST WISCONSIN TECHNICAL COLLEGE
NOTES TO FINANCIAL STATEMENTS
JUNE 30, 2025 AND 2024**

NOTE 6 SUBSCRIPTION-BASED INFORMATION TECHNOLOGY ARRANGEMENTS

The District has entered into subscription-based information technology arrangements (SBITAs) for various educational and security software. The SBITAs expire at various dates through 2032 and provide for renewal options. However, most are only two to three years in term due to the evolving technology applications.

As of June 30, 2025, SBITA assets and the related accumulated amortization totaled \$3,833,166 and \$1,535,196, respectively. As of June 30, 2024, SBITA assets and the related accumulated amortization totaled \$3,448,483 and \$1,213,006, respectively.

Interest has been calculated utilizing an interest rate of 4.43%, which is the District's estimated incremental borrowing rate for the agreements.

The future subscription payments under SBITA agreements are as follows:

<u>Year Ending June 30,</u>	<u>Principal</u>	<u>Interest</u>	<u>Total Payment</u>
2026	\$ 507,359	\$ 82,494	\$ 589,853
2027	411,148	62,023	473,171
2028	230,168	48,165	278,333
2029	244,888	37,572	282,460
2030	260,337	26,311	286,648
2031 - 2032	608,284	14,343	622,627
Total	<u>\$ 2,262,184</u>	<u>\$ 270,908</u>	<u>\$ 2,533,092</u>

There were no termination penalties, no commitments under SBITAs prior to the commencement of the SBITA term and no impairment related losses on SBITA assets.

**SOUTHWEST WISCONSIN TECHNICAL COLLEGE
NOTES TO FINANCIAL STATEMENTS
JUNE 30, 2025 AND 2024**

NOTE 7 WISCONSIN RETIREMENT SYSTEM

Plan Description

The WRS is a cost-sharing, multiemployer defined benefit pension plan. WRS benefits and other plan provisions are established by Chapter 40 of the Wisconsin Statutes. Benefit terms may only be modified by the legislature. The retirement system is administered by the Wisconsin Department of Employee Trust Funds (ETF). The system provides coverage to all eligible state of Wisconsin, local government, and other public employees. All employees, initially employed by a participating WRS employer on or after July 1, 2011, expected to work at least 1,200 hours a year (880 hours for teachers and school district educational support employees) and expected to be employed for at least one year from employee's date of hire are eligible to participate in the WRS.

ETF issues a standalone Annual Comprehensive Financial Report (ACFR), which can be found at <https://etf.wi.gov/about-etf/reports-and-studies/financial-reports-and-statements>.

Additionally, ETF issued a standalone Wisconsin Retirement System Financial Report, which can also be found using the link above.

Vesting

For employees beginning participation on or after January 1, 1990, and no longer actively employed on or after April 24, 1998, creditable service in each of five years is required for eligibility for a retirement annuity. Participants employed prior to 1990 and on or after April 24, 1998, and prior to July 1, 2011, are immediately vested. Participants who initially became WRS eligible on or after July 1, 2011, must have five years of creditable service to be vested.

Benefits Provided

Employees who retire at or after age 65 (54 for protective occupations and 62 for elected officials and executive service retirement plan participants, if hired on or before December 31, 2016) are entitled to a retirement benefit based on a formula factor, their final average earnings, and creditable service.

Final average earnings is the average of the participant's three highest annual earnings periods. Creditable service includes current service and prior service for which a participant received earnings and made contributions as required. Creditable service also includes creditable military service. The retirement benefit will be calculated as a money purchase benefit based on the employee's contributions plus matching employer's contributions, with interest, if that benefit is higher than the formula benefit.

Vested participants may retire at or after age 55 (50 for protective occupations) and receive an actuarially-reduced benefit. Participants terminating covered employment prior to eligibility for an annuity may either receive employee-required contributions plus interest as a separation benefit or leave contributions on deposit and defer application until eligible to receive a retirement benefit.

The WRS also provides death and disability benefits for employees.

**SOUTHWEST WISCONSIN TECHNICAL COLLEGE
NOTES TO FINANCIAL STATEMENTS
JUNE 30, 2025 AND 2024**

NOTE 7 WISCONSIN RETIREMENT SYSTEM (CONTINUED)

Post-retirement Adjustments

The Employee Trust Funds Board may periodically adjust annuity payments from the retirement system based on annual investment performance in accordance with s. 40.27, Wis. Stat. An increase (or decrease) in annuity payments may result when investment gains (losses), together with other actuarial experience factors, create a surplus (shortfall) in the reserves, as determined by the system’s consulting actuary. Annuity increases are not based on cost of living or other similar factors. For Core annuities, decreases may be applied only to previously granted increases. By law, Core annuities cannot be reduced to an amount below the original, guaranteed amount (the “floor”) set at retirement. The Core and Variable annuity adjustments granted during recent years are as follows:

Year	Core Fund Adjustment (%)	Variable Fund Adjustment (%)
2015	2.9	2.0
2016	0.5	(5.0)
2017	2.0	4.0
2018	2.4	17.0
2019	0.0	(10.0)
2020	1.7	21.0
2021	5.1	13.0
2022	7.4	15.0
2023	1.6	(21.0)
2024	3.6	15.0

Contributions

Required contributions are determined by an annual actuarial valuation in accordance with Chapter 40 of the Wisconsin Statutes. The employee required contribution is one-half of the actuarially determined contribution rate for General category employees, including Teachers, Executives and Elected Officials. Starting on January 1, 2016, the Executives and Elected Officials category was merged into the General Employee Category. Required contributions for protective employees are the same rate as general employees. Employers are required to contribute the remainder of the actuarially determined contribution rate. The employer may not pay the employee required contribution unless provided for by an existing collective bargaining agreement.

During the current and prior reporting period, the WRS recognized \$964,200 and \$978,481 of contributions from the employer, respectively.

Contribution rates as of December 31, 2024, the measurement dates for the year ended June 30, 2025, are as follows:

Employee Category	Employee	Employer
General (including teachers, executives, and elected officials)	6.90%	6.90%

**SOUTHWEST WISCONSIN TECHNICAL COLLEGE
NOTES TO FINANCIAL STATEMENTS
JUNE 30, 2025 AND 2024**

NOTE 7 WISCONSIN RETIREMENT SYSTEM (CONTINUED)

Contributions (Continued)

Contribution rates as of December 31, 2023, the measurement dates for the year ended June 30, 2024, are as follows:

Employee Category	Employee	Employer
General (including teachers, executives, and elected officials)	6.80%	6.80%

Pension Liabilities, Pension Expense (Revenue), and Deferred Outflows of Resources and Deferred Inflows of Resources Related to Pensions

At June 30, 2025, the District reported a liability of \$1,166,593 for its proportionate share of the net pension liability. The net pension liability was measured as of December 31, 2024, and the total pension liability used to calculate the net pension liability was determined by an actuarial valuation as of December 31, 2023 rolled forward to December 31, 2024. No material changes in assumptions or benefit terms occurred between the actuarial valuation date and the measurement date. The District's proportion of the net pension liability was based on the District's share of contributions to the pension plan relative to the contributions of all participating employers. At December 31, 2024, the District's proportion was 0.07099669% which was a decrease of 0.00277444% from its proportion measured as of December 31, 2023.

At June 30, 2024, the District reported a liability of \$1,096,833 for its proportionate share of the net pension liability. The net pension liability was measured as of December 31, 2023, and the total pension liability used to calculate the net pension liability was determined by an actuarial valuation as of December 31, 2022 rolled forward to December 31, 2023. No material changes in assumptions or benefit terms occurred between the actuarial valuation date and the measurement date. The District's proportion of the net pension liability was based on The District's share of contributions to the pension plan relative to the contributions of all participating employers. At December 31, 2023, the District's proportion 0.07377113% which was a decrease of 0.00058857% from its proportion measured as of December 31, 2022.

For the years ended June 30, 2025 and 2024, the District recognized pension expense of \$1,573,122 and \$758,073, respectively.

**SOUTHWEST WISCONSIN TECHNICAL COLLEGE
NOTES TO FINANCIAL STATEMENTS
JUNE 30, 2025 AND 2024**

NOTE 7 WISCONSIN RETIREMENT SYSTEM (CONTINUED)

Pension Liabilities, Pension Expense (Revenue), and Deferred Outflows of Resources and Deferred Inflows of Resources Related to Pensions (Continued)

At June 30, 2025, the District reported deferred outflows of resources and deferred inflows of resources related to pensions from the following sources:

	Deferred Outflows of Resources	Deferred Inflows of Resources
Differences Between Expected and Actual Experience	\$ 3,622,910	\$ 3,404,399
Net Differences Between Projected And Actual Earnings on Pension Plan Investments	1,772,700	-
Changes in Assumptions	346,151	-
Changes in Proportion and Differences Between Employer Contributions and Proportionate Share of Contributions	12,949	3,501
Employer Contributions Subsequent to the Measurement Date	477,471	-
Total	\$ 6,232,181	\$ 3,407,900

\$477,471 reported as deferred outflows related to pension resulting from the District's contributions subsequent to the measurement date will be recognized as a reduction (increase) of the net pension liability (asset) in the year ended June 30, 2026. Other amounts reported as deferred outflows of resources and deferred inflows of resources related to pension will be recognized in pension expense as follows:

Year Ending June 30,	Amount
2026	\$ 709,416
2027	2,421,137
2028	(598,078)
2029	(185,665)
2030	-
Total	\$ 2,346,810

At June 30, 2024, the District reported deferred outflows of resources and deferred inflows of resources related to pensions from the following sources:

	Deferred Outflows of Resources	Deferred Inflows of Resources
Differences Between Expected and Actual Experience	\$ 4,422,422	\$ 5,857,525
Net Differences Between Projected And Actual Earnings on Pension Plan Investments	3,822,287	-
Changes in Assumptions	478,078	-
Changes in Proportion and Differences Between Employer Contributions and Proportionate Share of Contributions	17,904	8,236
Employer Contributions Subsequent to the Measurement Date	485,834	-
Total	\$ 9,226,525	\$ 5,865,761

**SOUTHWEST WISCONSIN TECHNICAL COLLEGE
NOTES TO FINANCIAL STATEMENTS
JUNE 30, 2025 AND 2024**

NOTE 7 WISCONSIN RETIREMENT SYSTEM (CONTINUED)

Pension Liabilities, Pension Expense (Revenue), and Deferred Outflows of Resources and Deferred Inflows of Resources Related to Pensions (Continued)

\$485,834 reported as deferred outflows related to pension resulting from the District's contributions subsequent to the measurement date was recognized as a reduction (increase) of the net pension liability (asset) in the year ended June 30, 2025.

Actuarial Assumptions

The total pension liability in the December 31, 2024, actuarial valuation was determined using the following actuarial assumptions, applied to all periods included in the measurement:

Actuarial Valuation Date:	December 31, 2023
Measurement Date:	December 31, 2024
Experience Study:	January 1, 2021 - December 31, 2023; Published November 19, 2024
Actuarial Cost Method:	Entry Age Normal
Asset Valuation Method:	Fair Value
Long-Term Expected Rate of Return:	6.8%
Discount Rate:	6.8%
Salary Increases:	
Inflation	3.0%
Seniority/Merit	0.1% - 5.7%
Mortality	2020 WRS Experience Mortality Table
Postretirement Adjustments*	1.7%

** No post-retirement adjustment is guaranteed. Actual adjustments are based on recognized investment return, actuarial experience, and other factors. 1.7% is the assumed annual adjustment based on the investment return assumption and the post-retirement discount rate.*

Actuarial assumptions are based upon an experience study conducted in 2024 that covered a three-year period from January 1, 2021 to December 31, 2023. The total pension liability for December 31, 2024 is based upon a roll-forward of the liability calculated from the December 31, 2023 actuarial valuation.

**SOUTHWEST WISCONSIN TECHNICAL COLLEGE
NOTES TO FINANCIAL STATEMENTS
JUNE 30, 2025 AND 2024**

NOTE 7 WISCONSIN RETIREMENT SYSTEM (CONTINUED)

Actuarial Assumptions (Continued)

The total pension liability in the December 31, 2023, actuarial valuation was determined using the following actuarial assumptions, applied to all periods included in the measurement:

Actuarial Valuation Date:	December 31, 2022
Measurement Date:	December 31, 2023
Experience Study:	January 1, 2018 - December 31, 2020; Published November 19, 2021
Actuarial Cost Method:	Entry Age Normal
Asset Valuation Method:	Fair Value
Long-Term Expected Rate of Return:	6.8%
Discount Rate:	6.8%
Salary Increases:	
Inflation	3.0%
Seniority/Merit	0.1% - 5.6%
Mortality	2020 WRS Experience Mortality Table
Postretirement Adjustments*	1.7%

** No post-retirement adjustment is guaranteed. Actual adjustments are based on recognized investment return, actuarial experience and other factors. 1.7% is the assumed annual adjustment based on the investment return assumption and the post-retirement discount rate.*

Actuarial assumptions are based upon an experience study conducted in 2021 that covered a three-year period from January 1, 2018 to December 31, 2020. The total pension liability for December 31, 2023 is based upon a roll-forward of the liability calculated from the December 31, 2022 actuarial valuation.

Long-Term Expected Return on Plan Assets

The long-term expected rate of return on pension plan investments was determined using a building-block method in which best-estimate ranges of expected future real rates of return (expected returns, net of pension plan investment expense and inflation) are developed for each major asset class. These ranges are combined to produce the long-term expected rate of return by weighting the expected future real rates of return by the target asset allocation percentage and by adding expected inflation. The target allocation and best estimates of geometric real rates of return for each major asset class are summarized in the following tables:

**SOUTHWEST WISCONSIN TECHNICAL COLLEGE
NOTES TO FINANCIAL STATEMENTS
JUNE 30, 2025 AND 2024**

NOTE 7 WISCONSIN RETIREMENT SYSTEM (CONTINUED)

Long-Term Expected Return on Plan Assets (Continued)

**Asset Allocation Targets and Expected Returns
as of December 31, 2024**

	Asset Allocation %	Long-Term Expected Nominal Rate of Return %	Long-Term Expected Real Rate of Return %
Core Fund Asset Class:			
Public Equity	38.0%	7.0%	4.3%
Public Fixed income	27.0%	6.1%	3.4%
Inflation Sensitive Assets	19.0%	4.8%	2.1%
Real Estate	8.0%	6.5%	3.8%
Private Equity/Debt	20.0%	9.5%	6.7%
Leverage	-12.0%	3.7%	1.1%
Total Core Fund	<u>100.0%</u>	7.5%	4.6%
Variable Fund Asset Class:			
U.S. Equities	70.0%	6.5%	3.8%
International Equities	30.0%	7.4%	4.7%
Total Variable Fund	<u>100.0%</u>	6.9%	4.2%

New England Pension Consultants Long Term US CPI (Inflation) Forecast: 2.6%

Asset Allocations are managed within established ranges, target percentages may differ from actual monthly allocations

The investment policy used for the Core Fund involves reducing equity exposure by leveraging lower-volatility assets, such as fixed income securities. This results in an asset allocation beyond 100 %. Currently, an asset allocation target of 12% policy leverage is used, subject to an allowable range of up to 20%.

**Asset Allocation Targets and Expected Returns
as of December 31, 2023**

	Asset Allocation %	Long-Term Expected Nominal Rate of Return %	Long-Term Expected Real Rate of Return %
Core Fund Asset Class:			
Public Equity	40.0%	7.3%	4.5%
Public Fixed income	27.0%	5.8%	3.0%
Inflation Sensitive Assets	19.0%	4.4%	1.7%
Real Estate	8.0%	5.8%	3.0%
Private Equity/Debt	18.0%	9.6%	6.7%
Leverage	-12.0%	3.7%	1.0%
Total Core Fund	<u>100.0%</u>	7.4%	4.6%
Variable Fund Asset Class:			
U.S. Equities	70.0%	6.8%	4.0%
International Equities	30.0%	7.6%	4.8%
Total Variable Fund	<u>100.0%</u>	7.3%	4.5%

New England Pension Consultants Long Term US CPI (Inflation) Forecast: 2.7%

Asset Allocations are managed within established ranges, target percentages may differ from actual monthly allocations

The investment policy used for the Core Fund involves reducing equity exposure by leveraging lower-volatility assets, such as fixed income securities. This results in an asset allocation beyond 100 %. Currently, an asset allocation target of 12% policy leverage is used, subject to an allowable range of up to 20%.

**SOUTHWEST WISCONSIN TECHNICAL COLLEGE
NOTES TO FINANCIAL STATEMENTS
JUNE 30, 2025 AND 2024**

NOTE 7 WISCONSIN RETIREMENT SYSTEM (CONTINUED)

Single Discount Rate

A single discount rate of 6.8% was used to measure the total pension liability for the current and prior year. This single discount rate is based on the expected rate of return on pension plan investments of 6.8% and a municipal bond rate of 4.08%. (Source: Fixed-income municipal bonds with 20 years to maturity that include only federally tax-exempt municipal bonds as reported in Fidelity Index’s “20-year Municipal GO AA Index” as of December 31, 2023 and 2022, respectively. In describing this index, Fidelity notes that the Municipal Curves are constructed using option-adjusted analytics of a diverse population of over 10,000 tax-exempt securities.). Because of the unique structure of WRS, the 6.8% expected rate of return implies that a dividend of approximately 1.7% will always be paid. For purposes of the single discount rate, it was assumed that the dividend would always be paid. The projection of cash flows used to determine this single discount rate assumed that plan member contributions will be made at the current contribution rate and that employer contributions will be made at rates equal to the difference between actuarially determined contribution rates and the member rate. Based on these assumptions, the pension plan’s fiduciary net position was projected to be available to make all projected future benefit payments (including expected dividends) of current plan members. Therefore, the municipal bond rate of return on pension plan investments was applied to all periods of projected benefit payments to determine the total pension liability.

Sensitivity of the District’s proportionate Share of the Net Pension Liability (Asset) to Changes in the Discount Rate

For the year ended June 30, 2025, the following presents the District’s proportionate share of the net pension liability (asset) calculated using the discount rate of 6.8%, as well as what the District’s proportionate share of the net pension liability (asset) would be if it were calculated using a discount rate that is 1-percentage-point lower (5.8%) or 1-percentage-point higher (7.8%) than the current rate:

	1% Decrease to Discount Rate (5.8%)	Current Discount Rate (6.8%)	1% Increase to Discount Rate (7.8%)
District’s Proportionate Share of Net Pension Liability (Asset)	<u>\$ 10,944,166</u>	<u>\$ 1,166,593</u>	<u>\$ (5,780,092)</u>

**SOUTHWEST WISCONSIN TECHNICAL COLLEGE
NOTES TO FINANCIAL STATEMENTS
JUNE 30, 2025 AND 2024**

NOTE 7 EMPLOYEES' RETIREMENT SYSTEMS (CONTINUED)

Sensitivity of the District's proportionate Share of the Net Pension Liability (Asset) to Changes in the Discount Rate (Continued)

For the year ended June 30, 2024, the following presents the District's proportionate share of the net pension liability (asset) calculated using the discount rate of 6.8%, as well as what the District's proportionate share of the net pension liability (asset) would be if it were calculated using a discount rate that is 1-percentage-point lower (5.8%) or 1-percentage-point higher (7.8%) than the current rate:

	1% Decrease to Discount Rate (5.8%)	Current Discount Rate (6.8%)	1% Increase to Discount Rate (7.8%)
District's Proportionate Share of Net Pension Liability (Asset)	\$ 10,601,427	\$ 1,096,833	\$ (5,553,932)

Detailed information about the pension plan's fiduciary net position is available in separately issued financial statements available at <https://etf.wi.gov/about-etf/reports-and-studies/financial-reports-and-statements>.

As of June 30, 2025 and 2024, the District reported payables to the plan of \$153,934 and \$142,618, respectively.

NOTE 8 OTHER POST-EMPLOYMENT BENEFITS

Plan Description

Plan Administration. The District provides other post-employment benefits (OPEB) for its employees through a single-employer retiree benefit plan that provides postemployment health and dental insurance benefits to eligible employees and their spouses in accordance with employee contracts. Benefits and eligibility are established and amended by the governing body.

Plan Membership. At June 30, 2024, the date of the latest actuarial valuation, there were 180 active and 87 retired members in the plan.

Administrative staff and faculty hired prior to July 1, 2000 with a minimum of 13 years of service with the District as of June 30, 2013 are eligible. Eligible retirees will be provided with a credit/bank from which their premiums may be paid until exhaustion of funds. The benefit amount is based upon the family medical premium amount (annualized) times a factor, ranging from three to five, as determined by years of service as of June 30, 2013.

Support staff hired prior to July 1, 2000 with a minimum of 13 years of service with the District as of June 30, 2013 are eligible. Eligible retirees will be provided with a credit/bank from which their premiums may be paid until exhaustion of funds. The benefit amount is based upon the family medical premium amount (annualized) times a factor, ranging from one to three, as determined by years of service as of June 30, 2013.

**SOUTHWEST WISCONSIN TECHNICAL COLLEGE
NOTES TO FINANCIAL STATEMENTS
JUNE 30, 2025 AND 2024**

NOTE 8 OTHER POST-EMPLOYMENT BENEFITS (CONTINUED)

Plan Description (Continued)

As of July 1, 2019, the District eliminated benefits for those hired prior to 2000. Only those that retired prior to July 1, 2019 are eligible to receive the benefits.

Funding Policy. Payments under the plan are made on a pay-as-you-go basis. There are no assets accumulated in a trust that meets the criteria in GASBS No. 75, paragraph 4, to pay related benefits as of June 30, 2025 or 2024.

Total OPEB Liability

The District's total OPEB liability was measured as of June 30, 2024 and 2023, respectively and was determined by an actuarial valuation as of June 30, 2024 and June 30, 2022, respectively.

Actuarial assumptions. The total OPEB liability was determined by an actuarial valuation as of June 30, 2024, using the following actuarial assumptions, applied to all periods included in the measurement, unless otherwise specified:

Inflation	2.50%
Discount Rate	4.21%
Healthcare Cost Trend Rates	Actual first year trend decreasing to 6.50%, then decreasing by 0.10% per year down to 4.50%, and level thereafter

The actuarial assumptions are based upon an experience study conducted in 2021 using Wisconsin Retirement System (WRS) experience from 2018-2020. The projection of cash flows used to determine the single discount rate assumed that employer contributions will be made at rates equal to the actuarially determined contribution rates. Based on these assumptions, the OPEB plan's fiduciary net position was projected to be available to make all projected future benefit payments of current plan members.

**SOUTHWEST WISCONSIN TECHNICAL COLLEGE
NOTES TO FINANCIAL STATEMENTS
JUNE 30, 2025 AND 2024**

NOTE 8 OTHER POST-EMPLOYMENT BENEFITS (CONTINUED)

Total OPEB Liability (Continued)

The long-term expected rate of return on OPEB plan investments. Since the District has no assets held in trust, the long-term expected rate of return on OPEB plan investments was based upon the 20-year AA municipal bond rate and applied to all periods of projected benefit payments to determine the total OPEB liability.

Discount rate. The discount rate of 4.21% and 4.13%, respectively, was used in calculating the District's OPEB liabilities (based upon all projected payments discounted at a long-term expected rate of return of 4.21% and 4.13%, respectively). This rate is equivalent to the Bond Buyer G.O. 20-year AA Bond Index published by the Federal Reserve as of the week of the measurement date.

Changes in the Total OPEB Liability

	2025	2024
Balance at Beginning of the Year	\$ 2,204,042	\$ 2,492,160
Changes for the Year:		
Service Cost	4,359	4,254
Interest	83,490	90,932
Changes of Assumptions or Other Inputs	(369,321)	(441,950)
Differences Between Expected and Actual Experience	(38,782)	71,886
Benefit Payments	(5,759)	(13,240)
Net Changes	(326,013)	(288,118)
Balance at End of the Year	\$ 1,878,029	\$ 2,204,042

Sensitivity of the Total OPEB Liability to Changes in the Discount Rate

The following presents the total OPEB liability of the District, as well as what the District's total OPEB liability would be if it were calculated using a discount rate that is 1-percentage point lower or 1- percentage-point higher than the current discount rate:

	June 30, 2025		
	1% Decrease to Discount Rate (3.21%)	Current Discount Rate (4.21%)	1% Increase to Discount Rate (5.21%)
Total OPEB Liability	\$ 1,986,674	\$ 1,878,029	\$ 1,781,508
	June 30, 2024		
	1% Decrease to Discount Rate (3.13%)	Current Discount Rate (4.13%)	1% Increase to Discount Rate (5.13%)
Total OPEB Liability	\$ 2,310,843	\$ 2,204,042	\$ 2,108,689

**SOUTHWEST WISCONSIN TECHNICAL COLLEGE
NOTES TO FINANCIAL STATEMENTS
JUNE 30, 2025 AND 2024**

NOTE 8 OTHER POST-EMPLOYMENT BENEFITS (CONTINUED)

Sensitivity of the Total OPEB Liability to Changes in the Healthcare Cost Trend Rates

The following presents the total OPEB liability of the District, as well as, what the District's net OPEB liability would be if it were calculated using healthcare cost trend rates that are 1-percentage-point lower or 1-percentage-point higher than the current healthcare cost trend rates:

June 30, 2025			
	1% Decrease to (5.5% Decreasing to 3.5%)	Current Trends (6.5% Decreasing to 4.5%)	1% Increase to (7.5% Decreasing to 5.5%)
Total OPEB Liability	\$ 1,861,923	\$ 1,878,029	\$ 1,894,167

June 30, 2024			
	1% Decrease to (6.0% Decreasing to 3.5%)	Current Trends (7.0% Decreasing to 4.5%)	1% Increase to (8.0% Decreasing to 5.5%)
Total OPEB Liability	\$ 2,186,598	\$ 2,204,042	\$ 2,221,386

OPEB Expense and Deferred Outflows of Resources and Deferred Inflows of Resources Related to OPEB

For the year ended June 30, 2025 and 2024, the District recognized OPEB expense (income) of \$40,134 and \$63,426, respectively. At June 30, 2025, the District reported deferred outflows of resources and deferred inflows of resources related to OPEB from the following sources:

	Deferred Outflows of Resources	Deferred Inflows of Resources
Differences Between Expected and Actual Experience	\$ 45,278	\$ 33,242
Changes in Assumptions or Other Inputs	-	76,906
Employer Contributions Subsequent to the Measurement Date	305,924	-
Total	<u>\$ 351,202</u>	<u>\$ 110,148</u>

\$305,924 reported as deferred outflows related to OPEB resulting from the District's contributions subsequent to the measurement date will be recognized as a reduction of the total OPEB liability in the year ended June 30, 2026. Other amounts reported as deferred outflows and deferred inflows of resources related to OPEB will be recognized in OPEB expense as follows:

<u>Year Ending June 30,</u>	<u>Amount</u>
2026	\$ (47,715)
2027	8,297
2028	(6,363)
2028	(6,363)
2029	(6,363)
Thereafter	(6,363)
Total	<u>\$ (64,870)</u>

**SOUTHWEST WISCONSIN TECHNICAL COLLEGE
NOTES TO FINANCIAL STATEMENTS
JUNE 30, 2025 AND 2024**

NOTE 8 OTHER POST-EMPLOYMENT BENEFITS (CONTINUED)

OPEB Expense and Deferred Outflows of Resources and Deferred Inflows of Resources Related to OPEB (Continued)

At June 30, 2024, the District reported deferred outflows of resources and deferred inflows of resources related to OPEB from the following sources:

	Deferred Outflows of Resources	Deferred Inflows of Resources
Differences Between Expected and Actual Experience	\$ 72,588	\$ -
Changes in Assumptions or Other Inputs	-	140,632
Employer Contributions Subsequent to the Measurement Date	369,321	-
Total	\$ 441,909	\$ 140,632

\$369,321 reported as deferred outflows related to OPEB resulting from the District's contributions subsequent to the measurement date was recognized as a reduction of the total OPEB liability in the year ended June 30, 2025.

NOTE 9 COMMITMENTS AND CONTINGENCIES

The District has received federal and state grants for specific purposes that are subject to review and audit by the grantor agencies. Such audits could lead to request for reimbursements to the grantor agency for expenditures disallowed under terms of the grants. Management believes such disallowances, if any, would be immaterial.

From time to time the District is party to various pending claims and legal proceedings. Although the outcome of such matters cannot be forecasted with certainty, it is the opinion of management and the District's legal counsel that the likelihood is remote that any such claims or proceedings will have a material adverse effect on the District's financial position.

NOTE 10 RISK MANAGEMENT

Districts Mutual Insurance Company (DMI)

In July 2004, all 16 WTCS technical colleges created Districts Mutual Insurance Company (DMI). Districts Mutual Insurance Company is a fully-assessable mutual company authorized under Wisconsin Statute 611 to provide property, casualty, and liability insurance and risk management services to its members. The scope of insurance protection provided by DMI is broad, covering property at \$500,000,000 per occurrence; general liability, auto, and educators' legal liability at \$5,000,000 per occurrence; and workers' compensation at the statutorily required limits.

At this time, settled claims have not approached the coverage limits as identified above. The District's exposure to its layer of insurance is limited to its deductible amounts, which vary by coverage from \$2,500 to \$100,000 per occurrence. DMI purchases reinsurance for losses in excess of its retained layer of coverage.

**SOUTHWEST WISCONSIN TECHNICAL COLLEGE
NOTES TO FINANCIAL STATEMENTS
JUNE 30, 2025 AND 2024**

NOTE 10 RISK MANAGEMENT (CONTINUED)

Districts Mutual Insurance Company (DMI) (Continued)

DMI operations are governed by a five-member board of directors. Member colleges do not exercise any control over the activities of DMI beyond election of the board of directors at the annual meeting. The board has the authority to adopt its own budget, set policy matters, and control the financial affairs of the company.

Each member college is assessed an annual premium. Future premiums will be based on relevant rating exposure bases as well as the historical loss experience by members. DMI's ongoing operational expenses, other than loss adjustment expenses, are apportioned pro rata to each participant based on equity interest in the company. Since DMI is fully capitalized, member districts have not been assessed a capitalization amount for fiscal years 2025 and 2024.

The DMI financial statements can be obtained through Districts Mutual Insurance Co., 212 W. Pinehurst Trail, Dakota Dunes, SD 57049.

Supplemental Insurance

In July 1997, WTCS technical colleges formed the WTCS Insurance Trust to jointly purchase commercial insurance to provide coverage for losses from theft of, damages to, or destruction of assets. The trust is organized under Wisconsin Statutes 66.0301 and is governed by a board of trustees consisting of one trustee from each member college. Member entities include all 16 Wisconsin Technical College System districts.

The WTCS Insurance Trust has purchased the following levels of coverage for its participating members:

- *Foreign Travel Liability*: \$2,000,000 aggregate general; \$1,000,000 auto per accident; \$1,000,000 employee benefits; includes benefit for accidental death and dismemberment, repatriation, and medical expenses \$1,000 deductible for employee benefits.
- *Crime*: \$750,000 coverage for employee dishonesty, forgery, computer fraud and funds transfer fraud; \$500,000 coverage for theft, robbery, burglary, disappearance and destruction of money and securities; \$25,000 coverage for investigation expenses; \$2,500 deductible for investigation, \$15,000 deductible for employee dishonesty, forgery, and fraud.
- *Business Travel Accident*: Coverage for Local Board of Trustee Members \$1,000,000 aggregate general; \$100,000 for scheduled losses, assistance services medical evacuation and repatriation.

The Trust financial statements can be obtained through Lakeshore Technical College, 1290 North Avenue, Cleveland, Wisconsin 53015.

**SOUTHWEST WISCONSIN TECHNICAL COLLEGE
NOTES TO FINANCIAL STATEMENTS
JUNE 30, 2025 AND 2024**

NOTE 10 RISK MANAGEMENT (CONTINUED)

Health Insurance

As of July 1, 2015, the District joined together with other colleges in the State to form the Wisconsin Technical College Employee Benefits Consortium (WTCEBC). WTCEBC is a public entity risk pool that the District participates in to provide health insurance coverage to its employees. The main purpose of WTCEBC is to jointly self-insure certain risks up to an agreed upon retention limit and to obtain excess catastrophic coverage and aggregate stop-loss reinsurance over the selected retention limit. The District pays WTCEBC a monthly premium based on the number of participants and the type of coverage that has been elected. Individual claims below \$100,000 are self-funded by the District. Any individual claim exceeding \$100,000 but less than \$250,000 is shared in a pooled layer among all of the colleges participating in the consortium. Individual claims exceeding \$250,000 and aggregate claims exceeding \$1,000,000 are subject to reinsurance.

The District's proportion of the investment in the WTCEBC of \$3,510,818 and \$3,003,315 reported at June 30, 2025 and 2024. The IBNR included in this investment is not material to the financial statements.

NOTE 11 CLASSIFICATION OF EXPENSES

Operating expenses by natural classification were as follows for the year ended June 30:

	<u>2025</u>	<u>2024</u>
Salaries and Wages	\$ 16,119,519	\$ 15,901,543
Fringe Benefits	5,505,187	5,126,523
Travel, Memberships, and Subscriptions	615,936	602,837
Supplies, Printing, and Minor Equipment	1,604,011	656,205
Contracted Services	2,288,963	1,747,731
Rentals, Repairs, and Maintenance	199,415	185,519
Marketing and Advertising	430,017	383,716
Student Activities	829,459	569,888
Enterprise Activities	788,419	612,791
Utilities	476,444	487,948
Miscellaneous	206,652	190,697
Depreciation/Amortization	6,105,654	4,852,686
Student Aid	4,009,679	3,627,845
Total Operating Expenses	<u>\$ 39,179,355</u>	<u>\$ 34,945,929</u>

**SOUTHWEST WISCONSIN TECHNICAL COLLEGE
NOTES TO FINANCIAL STATEMENTS
JUNE 30, 2025 AND 2024**

NOTE 12 DISCRETELY PRESENTED COMPONENT UNIT

Southwest Wisconsin Technical College Foundation, Inc. (the Foundation) promotes learning through funding and activities that enable Southwest Wisconsin Technical College (located in Fennimore, Wisconsin) to provide opportunities for success. The Foundation identifies, solicits, and manages alternative sources of funding to:

- Provide leadership and direction through the involvement of the Foundation's board of directors and staff in the continuing development of Southwest Wisconsin Technical College (the District);
- Develop and manage endowment funds to provide scholarships, special awards, and other financial assistance to students of the District;
- Provide and develop alternative financial support to the District for facilities improvement, equipment acquisitions, program development, student financial aid, and staff development; and
- Support and encourage developments in vocational/technical education through various activities.

Southwest Wisconsin Technical College Real Estate Foundation, Inc. (REF) was formed for the purpose of acquiring, developing, and holding real estate for the benefit of the District. The REF supports the District by holding and managing real estate that is integral to the District's mission.

Each of the District, the Foundation and the REF are governed by a separate board of directors; however, the REF is operated, supervised, and controlled by the Foundation. Each Foundation maintains an arms-length transaction with the District. While each entity is independently governed, it is recognized that close collaboration and cooperation are essential to attain their separate missions.

The District sets the strategic priorities and objectives consistent with its role as an educational institution. The activities of Foundation and the REF should be consistent with and aligned with the District's objectives. The Foundation is intended to be the primary means through which private donors may assist the District.

A. Summary of Significant Accounting Policies

Principles of Consolidation

The financial statements include the financial statements of the Foundation and the REF. The REF is consolidated since the Foundation has both an economic interest in the REF and control of the REF. All material intra-entity transactions have been eliminated.

The consolidated financial statements are included as a component unit in the District's financial statements since the District has an economic interest in the Foundation and REF.

SOUTHWEST WISCONSIN TECHNICAL COLLEGE
NOTES TO FINANCIAL STATEMENTS
JUNE 30, 2025 AND 2024

NOTE 12 DISCRETELY PRESENTED COMPONENT UNIT (CONTINUED)

A Summary of Significant Accounting Policies (Continued)

Promises to Give

Unconditional promises to give are recognized as revenues in the period received and as assets, decreases of liabilities, or expenses depending on the form of the benefits received. Conditional promises to give are recognized only when the conditions on which they depend are substantially met and the promises become unconditional. At June 30, 2025 and 2024, the Foundation determined the amounts recorded to be fully collectible.

Investments

The Foundation reports investments in marketable equity securities with readily determinable fair values and all investments in debt securities at their fair values in the consolidated statements of financial position. Unrealized gains and losses are included in the change in net assets in the accompanying consolidated statements of activities.

Property and Equipment

All acquisitions of property and equipment in excess of \$5,000 and all costs for repairs, maintenance, renewals, and betterments that materially prolong the useful lives of assets are capitalized. Property and equipment are carried at cost or, if donated, at the approximate fair value at the date of donation. Depreciation and amortization is computed using primarily the straight-line method over the useful lives of the assets ranging from 5 to 40 years.

Income Tax Status

The Foundation is exempt from federal income tax under Section 501(c)(3) of the Internal Revenue Code (IRC). In addition, the Foundation qualifies for the charitable contribution deduction under Section 170(b)(1)(A) and has been classified as an organization other than a private foundation under Section 509(a)(2).

The REF is exempt from federal income tax under Section 501(c)(3) of the IRC. In addition, the REF qualifies for the charitable contribution deduction under Section 170(b)(1)(A) and has been classified as a supporting organization under Section 509(a)(3).

Revenue Recognition

Revenue is recognized when performance obligations are met. Rental income is recognized ratably over the rental period.

Contributions

Contributions that are restricted by the donor are reported as increases in net assets without donor restrictions if the restrictions expire (that is, when a stipulated time restriction ends, or purpose restriction is accomplished) in the reporting period in which the revenue is recognized. All other donor-restricted contributions are reported as increases in net assets with donor restrictions. When a restriction expires, net assets with donor restrictions are reclassified to net assets without donor restrictions and reported in the consolidated statements of activities as net assets released from restrictions.

**SOUTHWEST WISCONSIN TECHNICAL COLLEGE
NOTES TO FINANCIAL STATEMENTS
JUNE 30, 2025 AND 2024**

NOTE 12 DISCRETELY PRESENTED COMPONENT UNIT (CONTINUED)

A. Summary of Significant Accounting Policies (Continued)

Expense Allocation

The financial statements report certain categories of expenses that are attributable to more than one program service or supporting activity. Therefore, these expenses require allocation on a reasonable basis that is consistently applied. Accordingly, personnel expenses are allocated on the basis of time and effort.

The following program services and supporting activities are included in the accompanying financial statements:

Scholarships and awards—Scholarships, special awards, and other financial assistance provided to students and support provided to faculty to continue their education in their respective fields.

Student housing—On-campus apartment style units that provide students with a place to reside while attending Southwest Wisconsin Technical College.

Management and general—Management and general expenses include the costs necessary to ensure proper administrative functioning of the board of directors, manage the financial and budgetary responsibilities of the Foundation, inform the public about the Foundation’s stewardship, and perform other activities related to the overall direction of the Foundation.

Fundraising—Fundraising expenses include the costs related to activities that involve inducing potential donors to contribute assets, services, or time to the Foundation.

Estimates

Management uses estimates and assumptions in preparing consolidated financial statements. Those estimates and assumptions affect the reported amounts of assets and liabilities, the disclosure of contingent assets and liabilities, and the reported revenues and expenses. Actual results could differ from those estimates.

B. Promises to Give

Unconditional promises to give at June 30 are as follows:

	2025	2024
Receivable in Less than One Year	\$ 28,101	\$ 269,771
Receivable in One to Five Years	-	16,126
Unconditional Promises to Give	\$ 28,101	\$ 285,897

Current year promises to give have been included in accounts receivable on the statement of net position for the years ended June 30, 2025 and 2024.

**SOUTHWEST WISCONSIN TECHNICAL COLLEGE
NOTES TO FINANCIAL STATEMENTS
JUNE 30, 2025 AND 2024**

NOTE 12 DISCRETELY PRESENTED COMPONENT UNIT (CONTINUED)

C. Investments

Investments at June 30 are comprised of the following:

	2025	2024
Cash and Cash Equivalents	\$ 118,525	\$ 154,909
Equity Mutual Funds and ETFs	1,646,762	5,085,471
Equity Securities	3,625,801	-
Fixed Income Mutual Funds and ETFs	2,183,728	1,964,068
Fixed Income Securities	1,726,293	-
Investments	\$ 9,301,109	\$ 7,204,448

Investments at June 30, 2025 and 2024 include \$8,137,908 and \$6,041,247 of investments held for endowment purposes.

D. Fair Value Measurements

Fair values of assets measured on a recurring basis are as follows:

	Fair Value	Active Markets for Identical Assets (Level 1)	(Level 2)
Mutual Funds			
Equity Mutual Funds and ETFs	\$ 1,646,762	\$ 1,646,762	\$ -
Equity Securities	3,625,801	3,625,801	-
Fixed Income Mutual Funds and ETFs	2,183,728	2,183,728	-
Fixed Income Securities	1,726,293	-	1,726,293
Total Investments at Fair Value	9,182,584	7,456,291	1,726,293
Investments Not Measured at Fair Value on a Recurring Basis			
Cash and Cash Equivalents	118,525		
Total Investments at June 30, 2025	\$ 9,301,109		
Mutual Funds			
Equity	\$ 5,085,471	\$ 5,085,471	\$ -
Fixed Income	1,964,068	1,964,068	-
Total Investments at Fair Value	7,049,539	\$ 7,049,539	\$ -
Investments Not Measured at Fair Value on a Recurring Basis			
Cash and Cash Equivalents	154,909		
Total Investments at June 30, 2024	\$ 7,204,448		

The valuation methodologies used for assets measured at fair value are as follows:

Mutual funds are valued at the quoted market prices, which represent the net asset value of the shares held by the Foundation at year-end.

**SOUTHWEST WISCONSIN TECHNICAL COLLEGE
NOTES TO FINANCIAL STATEMENTS
JUNE 30, 2025 AND 2024**

NOTE 12 DISCRETELY PRESENTED COMPONENT UNIT (CONTINUED)

E. Property and Equipment

Property and equipment consist of the following:

	<u>2025</u>	<u>2024</u>
Land	\$ 352,430	\$ 80,000
Buildings and Improvements	4,108,633	3,828,738
Equipment	<u>155,393</u>	<u>155,393</u>
Property and Equipment	4,616,456	4,064,131
Less: Accumulated Depreciation	<u>1,314,963</u>	<u>1,191,778</u>
Property and Equipment, Net	<u><u>\$ 3,301,493</u></u>	<u><u>\$ 2,872,353</u></u>

F. Long-term Debt

<u>Description</u>	<u>2025</u>	<u>2024</u>
Note Payable, due in monthly installments of \$2,155, including interest at 3.51% with single balloon payment due November 2030, secured by property.	\$ 230,553	\$ 247,992
Note Payable, due in monthly installments of \$9,210, including interest at 3.51% with single balloon payment due November 2030, secured by property.	987,391	1,061,853
Note Payable, due in monthly installments of \$3,279, including interest at 3.52%, with single balloon payment due October 2030, secured by property.	<u>548,674</u>	<u>568,164</u>
Subtotal	1,766,618	1,878,009
Less: Current Maturities	<u>115,267</u>	<u>111,285</u>
Total Long-Term Debt	<u><u>\$ 1,651,351</u></u>	<u><u>\$ 1,766,724</u></u>

**SOUTHWEST WISCONSIN TECHNICAL COLLEGE
NOTES TO FINANCIAL STATEMENTS
JUNE 30, 2025 AND 2024**

NOTE 12 DISCRETELY PRESENTED COMPONENT UNIT (CONTINUED)

F. Long-term Debt (Continued)

The future scheduled maturities of the mortgages are as follows for the years ending June 30:

<u>Year Ending June 30.</u>	<u>Amount</u>
2026	\$ 115,267
2027	627,162
2028	101,998
2029	105,728
2030	109,500
Thereafter	706,963
Total	<u>\$ 1,766,618</u>

G. Leasing Arrangements

The REF leases housing units to students of the District. Lease terms are typically for one District academic year and may be extended through the summer months if requested by the student and units are available.

H. Net Assets

The Foundation and the REF's boards of directors have chosen to place the following limitations on unrestricted net assets:

	<u>2025</u>	<u>2024</u>
Property and Equipment Held for Leasing (Net of Accumulated Depreciation and Related Debt)	\$ 1,534,875	\$ 994,344
Undesignated	511,556	691,036
Net Assets Without Donor Restrictions	<u>\$ 2,046,431</u>	<u>\$ 1,685,380</u>

Net assets with donor restrictions are available for the following purposes:

	<u>2025</u>	<u>2024</u>
Professional Staff Development - Perpetual	\$ 65,000	\$ 65,000
Special Projects and Events - Perpetual	204,002	185,637
Scholarship - Perpetual	6,738,534	5,625,074
Professional Staff Development - Spendable	18,850	13,228
Special Projects and Events - Spendable	509,110	473,525
Scholarships - Spendable	2,812,827	2,150,943
Net Assets with Donor Restrictions	<u>\$ 10,348,323</u>	<u>\$ 8,513,407</u>

SOUTHWEST WISCONSIN TECHNICAL COLLEGE
NOTES TO FINANCIAL STATEMENTS
JUNE 30, 2025 AND 2024

NOTE 12 DISCRETELY PRESENTED COMPONENT UNIT (CONTINUED)

H. Net Assets (Continued)

The Foundation has endowment agreements with various donors. Under certain agreements, the donor contributes to an endowment fund periodically. Once the balance of the individual's endowment fund reaches \$12,500, the donor's contributions become permanently endowed and the Foundation may not expend the corpus of the fund below the specified amount.

I. Endowment Funds

The Foundation's endowment consists of approximately 103 individual funds established for a variety of purposes. As required by accounting principles generally accepted in the United States of America, net assets associated with endowment funds are classified and reported based on the existence or absence of donor-imposed restrictions.

The Foundation has interpreted Wisconsin's enacted version of the Uniform Prudent Management of Institutional Funds Act of 2006 (UPMIFA) as requiring the preservation of the fair value of the original gift as of the gift date of the donor-restricted endowment funds absent explicit donor stipulations to the contrary. As a result of this interpretation, the Foundation classifies as permanently restricted net assets (a) the original value of gifts donated to the permanent endowment, (b) the original value of subsequent gifts to the permanent endowment, and (c) accumulations to the permanent endowment made in accordance with the direction of the applicable donor gift instrument at the time the accumulation is added to the fund. The remaining portion of the donor-restricted endowment fund that is not classified in permanently restricted net assets is classified as temporarily restricted net assets until those amounts are appropriated for expenditure by the Foundation in a manner consistent with the standard of prudence prescribed by Wisconsin's enacted version of UPMIFA. In accordance with Wisconsin's enacted version of UPMIFA, the Foundation considers the following factors in making a determination to appropriate or accumulate donor-restricted endowment funds: (1) the duration and preservation of the various funds, (2) the purposes of the donor-restricted endowment funds, (3) general economic conditions, (4) the possible effect of inflation and deflation, (5) the expected total return from income and the appreciation of investments, (6) other resources of the Foundation, and (7) the Foundation's investment policies.

**SOUTHWEST WISCONSIN TECHNICAL COLLEGE
NOTES TO FINANCIAL STATEMENTS
JUNE 30, 2025 AND 2024**

NOTE 12 DISCRETELY PRESENTED COMPONENT UNIT (CONTINUED)

I. Endowment Funds (Continued)

To achieve its objectives, the Foundation has adopted an investment policy that attempts to maximize total return consistent with an acceptable level of risk. Endowment assets are invested in a well-diversified asset mix, which includes equity and debt securities, that is intended to result in a consistent inflation-protected rate of return that has sufficient liquidity to make an annual distribution, while growing the fund if possible. The Foundation relies on a total return strategy in which investment returns are achieved through both capital appreciation (realized and unrealized) and current yield (interest and dividends). Investment risk is measured in terms of the total endowment fund. Investment assets and allocation between asset classes and strategies are managed to not expose the fund to unacceptable levels of risk. Asset classes may include common and preferred stocks, closed-end and open-end mutual funds, real estate investment trusts, American Depository Receipts (ADRs) of foreign companies, U.S. Treasury securities and government agency obligations, mortgage-backed securities, and domestic corporate bonds typically of investment grade. All investment assets have sufficient liquidity for reasonable price stability and ease of trading. No individual equity-based investment may exceed 5% of the total fair value of all equity-based investments at the time of purchase or 5% of the total fair value of all investment assets at any given time. With the exception of U.S. Treasury securities and government agency obligations, no fixed income investment of any single issuer may in the aggregate exceed 5% of the total fair value of all investment assets at any given time.

The Foundation has a spending policy of appropriating for distribution annually a minimum of 4.0% of its endowment fund's average fair value on the last day of each of the three calendar years immediately preceding the fiscal year in which the appropriation is to be made. In establishing this policy, the Foundation considered the long-term expected investment return on its endowment. Accordingly, over the long term, the Foundation expects the current spending policy to allow its endowment fund to grow at a rate consistent with its objectives of maintaining the purchasing power of the endowment assets as well as providing additional real growth through investment return.

Endowment net asset composition by type of fund is as follows:

	2025	2024
Donor-Restricted Endowment Funds		
Original Donor-Restricted Gift Amount	\$ 7,007,536	\$ 5,882,387
Accumulated Investment Gains	1,671,417	1,173,967
Total Funds	\$ 8,678,953	\$ 7,056,354

**SOUTHWEST WISCONSIN TECHNICAL COLLEGE
NOTES TO FINANCIAL STATEMENTS
JUNE 30, 2025 AND 2024**

NOTE 12 DISCRETELY PRESENTED COMPONENT UNIT (CONTINUED)

I. Endowment Funds (Continued)

The changes in donor-restricted endowment net assets for the years ended June 30 are as follows:

	2025	2024
Endowment Net Assets - Beginning	\$ 7,056,354	\$ 5,376,370
Investment Return, Net	783,050	791,837
Contributions	969,182	334,240
Transfers	178,927	795,539
Appropriation of Endowment Assets for Expenditure	(308,560)	(241,632)
Endowment Net Assets - Ending	\$ 8,678,953	\$ 7,056,354

J. Related Party Transactions

The Foundation and the REF have an agreement with the District for services and facilities. The District employed all of the Foundation and REF's employees. During the years ended June 30, 2025 and 2024, the Foundation recorded donated services of \$309,648 and \$242,571, and the REF recorded donated services of \$64,215 and \$61,682 for the personnel-related costs. The District also provided payroll, human resources, and maintenance services, internet and mailing services, office space, and office equipment. Services received from the District are measured at the District's estimate of the costs it incurred in providing those services. Facilities and office equipment are measured at the fair value rental for similar facilities. During the years ended June 30, 2025 and 2024, the Foundation paid \$211,152 and \$193,280 and the REF paid \$30,467 and \$14,651 for expenses incurred by the District.

The Foundation disburses scholarships, professional development awards, project grants and emergency grants to and on behalf of the District. During the years ended June 30, 2025 and 2024, the Foundation disbursed \$482,147 and \$569,185, respectively.

**SOUTHWEST WISCONSIN TECHNICAL COLLEGE
NOTES TO FINANCIAL STATEMENTS
JUNE 30, 2025 AND 2024**

NOTE 12 DISCRETELY PRESENTED COMPONENT UNIT (CONTINUED)

K. Liquidity and Availability

The following table reflects the Foundation's financial assets available for general expenditure, that is, without donor or other restrictions limiting their use, within one year of the consolidated statement of financial position date:

	2025	2024
Financial Assets - Year-End	\$ 10,960,632	\$ 9,248,632
Less Those Unavailable for General Expenditure		
Within One Year Due to:		
Restricted by Donor with Time or Purpose Restrictions	(1,669,370)	(1,457,053)
Restricted for Endowment Purposes	(8,678,953)	(7,056,354)
Financial Assets Available to Meet Cash Needs for General Expenditures Within One Year	\$ 612,309	\$ 735,225

As part of the Foundation's liquidity management, it has a policy to structure its financial assets to be available as its general expenditures, liabilities, and other obligations come due.

Required Supplementary Information

**SOUTHWEST WISCONSIN TECHNICAL COLLEGE
SCHEDULE OF PROPORTIONATE SHARE OF NET PENSION LIABILITY (ASSET)
WISCONSIN RETIREMENT SYSTEM
LAST 10 MEASUREMENT PERIODS**

Plan Fiscal Year Ending	Proportion of the Net Pension (Asset) Liability Percent	Proportionate Share of the Net Pension (Asset) Liability	Covered Payroll	Proportionate Share of the Net Pension (Asset) Liability as a Percentage of Covered Payroll	Plan Fiduciary Net Position as a Percentage of Total Pension Liability
12/31/2015	0.087056%	\$ 1,414,636	\$ 12,311,841	11.49%	98.20%
12/31/2016	0.086366%	711,859	12,373,045	5.75%	99.12%
12/31/2017	0.083501%	(2,479,236)	11,758,708	-21.08%	102.93%
12/31/2018	0.080345%	2,858,425	11,883,773	24.05%	96.45%
12/31/2019	0.077373%	(2,494,865)	12,228,545	-20.40%	102.96%
12/31/2020	0.075898%	(4,738,443)	12,386,134	-38.26%	105.26%
12/31/2021	0.074812%	(6,030,006)	12,772,078	-47.21%	106.02%
12/31/2022	0.0743597%	3,939,356	13,491,037	29.20%	95.72%
12/31/2023	0.0737711%	1,096,833	14,112,113	7.77%	98.85%
12/31/2024	0.0709967%	1,166,593	14,095,505	8.28%	98.79%

**SOUTHWEST WISCONSIN TECHNICAL COLLEGE
SCHEDULE OF CONTRIBUTIONS
WISCONSIN RETIREMENT SYSTEM
LAST 10 FISCAL YEARS**

District Fiscal Year Ending	Contractually Required Contributions	Contributions in Relation to the Contractually Required Contributions	Contribution Deficiency (Excess)	Covered Payroll	Contributions as a Percentage of Covered Payroll
6/30/2016	\$ 837,279	\$ 837,279	\$ -	\$ 12,352,788	6.78%
6/30/2017	816,621	816,621	-	11,955,189	6.83%
6/30/2018	792,663	792,663	-	11,915,580	6.65%
6/30/2019	796,212	796,212	-	11,910,676	6.68%
6/30/2020	800,839	800,839	-	12,453,569	6.43%
6/30/2021	818,976	818,976	-	12,132,986	6.75%
6/30/2022	849,302	849,302	-	12,832,045	6.62%
6/30/2023	906,969	906,969	-	13,636,412	6.65%
6/30/2024	978,481	978,481	-	14,285,878	6.85%
6/30/2025	964,200	964,200	-	13,924,133	6.92%

See accompanying Notes to the Required Supplementary Information.

**SOUTHWEST WISCONSIN TECHNICAL COLLEGE
SCHEDULE OF CHANGES IN TOTAL OPEB LIABILITY AND RELATED RATIOS
LAST 10 MEASUREMENT PERIODS**

	6/30/2024	6/30/2023	6/30/2022	6/30/2021	6/30/2020	6/30/2019	6/30/2018	6/30/2017
TOTAL OPEB LIABILITY								
Service Cost	\$ 4,359	\$ 4,254	\$ 6,397	\$ 6,256	\$ 5,066	\$ 4,761	\$ 93,739	\$ 93,739
Interest	83,490	90,932	65,073	75,371	133,441	157,909	226,102	232,922
Changes of Benefit Terms	-	-	-	-	-	-	(1,262,091)	-
Differences between Expected and Actual Experience	(38,782)	71,886	37,350	-	(142,674)	-	(683,532)	-
Changes in Assumptions or Other Input	(5,759)	(13,240)	(261,406)	-	181,039	46,962	(185,079)	-
Benefit Payments	(369,321)	(441,950)	(488,396)	(590,388)	(690,081)	(526,073)	(261,530)	(781,544)
NET CHANGE IN OPEB LIABILITY	(326,013)	(288,118)	(640,982)	(508,761)	(513,209)	(316,441)	(2,072,391)	(454,883)
Total OPEB Liability - Beginning of Year	2,204,042	2,492,160	3,133,142	3,641,903	4,155,112	4,471,553	6,543,944	6,998,827
TOTAL OPEB LIABILITY - END OF YEAR	\$ 1,878,029	\$ 2,204,042	\$ 2,492,160	\$ 3,133,142	\$ 3,641,903	\$ 4,155,112	\$ 4,471,553	\$ 6,543,944
Covered Payroll	\$ 12,891,728	\$ 12,908,469	\$ 12,908,469	\$ 12,061,085	\$ 12,061,085	\$ 11,191,670	\$ 11,191,670	\$ 2,561,028
OPEB Liability as a Percentage of Covered Payroll.	14.57%	17.07%	19.31%	25.98%	30.20%	37.13%	39.95%	255.52%

This schedule is presented to illustrate the requirement to show information for 10 years. However, until a full 10 year trend is compiled, governments should present information for those year for which information is available.

See accompanying Notes to the Required Supplementary Information.

**SOUTHWEST WISCONSIN TECHNICAL COLLEGE
NOTES TO REQUIRED SUPPLEMENTARY INFORMATION
JUNE 30, 2025**

NOTE 1 BUDGETS AND BUDGETARY ACCOUNTING

The District's reporting structure used in the preparation of the basic financial statements is different than the fund structure used for budgetary accounting. Annual budgets are adopted for all funds in accordance with the requirements of the Wisconsin Technical College System Board. The process includes an administrative compilation and review of campus and departmental requests, public hearings, and approval by the District Board prior to June 30 of each year. Capital outlays for multi-year projects are budgeted annually in the Capital Projects Fund upon planned inception of the project.

Local property taxes are levied on a calendar year basis by various taxing municipalities located in Southwestern Wisconsin. The District records as revenue its share of the local tax when levied.

Annual budgets are prepared on a different basis from the basic financial statements by recognizing encumbrances as expenditures and by recognizing revenues related to encumbrances.

The legal level of control for each budget is by function and within each fund. Budget amendments during the year are legally authorized. Budget transfers (between funds and functional areas within funds) and changes in expenditures (appropriations) require approval by the Board and require publishing a Class I public notice in the District's official newspaper within 10 days according to Wisconsin Statutes. The budget was modified during the year and also subsequent to the fiscal year end. These budget modifications reflect (1) actual property tax revenues in excess of estimates; (2) changes in expected state aid payments, both for the current year and prior year adjustments; (3) various other minor adjustments. Expenditures may not exceed appropriations. Unencumbered appropriations lapse at the end of each fiscal year. Management is authorized to transfer appropriations within functions without the approval of the Board.

NOTE 2 WISCONSIN RETIREMENT SYSTEM

Changes of benefit terms. There were no changes of benefit terms for any participating employer in WRS.

Changes of assumptions. Based on a three-year experience study conducted in 2021 covering January 1, 2018 through December 31, 2020, the ETF Board adopted assumption changes that were used to measure the total pension liability beginning with the year-ended December 31, 2021, including the following:

- Lowering the long-term expected rate of return from 7.0% to 6.8%
- Lowering the discount rate from 7.0% to 6.8%
- Lowering the price inflation rate from 2.5% to 2.4%
- Lowering the post-retirement adjustments from 1.9% to 1.7%
- Mortality assumptions were changed to reflect updated trends by transitions from the Wisconsin 2018 Mortality Table to the 2020 WRS Experience Mortality Table.

**SOUTHWEST WISCONSIN TECHNICAL COLLEGE
NOTES TO REQUIRED SUPPLEMENTARY INFORMATION
JUNE 30, 2025**

NOTE 2 WISCONSIN RETIREMENT SYSTEM (CONTINUED)

Based on a three-year experience study conducted in 2018 covering January 1, 2015 through December 31, 2017, the ETF Board adopted assumption changes that were used to measure the total pension liability beginning with the year ended December 31, 2018, including the following:

- Lowering the long-term expected rate of return from 7.2% to 7.0%
- Lowering the discount rate from 7.2% to 7.0%
- Lowering the wage inflation rate from 3.2% to 3.0%
- Lowering the price inflation rate from 2.7% to 2.5%
- Lowering the post-retirement adjustments from 2.1% to 1.9%
- Mortality assumptions were changed to reflect updated trends by transitions from the Wisconsin 2012 Mortality Table to the Wisconsin 2018 Mortality Table.

**SOUTHWEST WISCONSIN TECHNICAL COLLEGE
NOTES TO REQUIRED SUPPLEMENTARY INFORMATION
JUNE 30, 2025**

NOTE 2 WISCONSIN RETIREMENT SYSTEM (CONTINUED)

Significant methods and assumptions used in calculating the Wisconsin Retirement System Actuarially Determined Contributions:

	2024	2023	2022	2021	2020
Valuation Date:	December 31, 2022	December 31, 2021	December 31, 2020	December 31, 2019	December 31, 2018
Actuarial Cost Method:	Frozen Entry Age	Frozen Entry Age	Frozen Entry Age	Frozen Entry Age	Frozen Entry Age
Amortization Method:	Level Percent of Payroll-Closed Amortization Period	Level Percent of Payroll-Closed Amortization Period	Level Percent of Payroll-Closed Amortization Period	Level Percent of Payroll-Closed Amortization Period	Level Percent of Payroll-Closed Amortization Period
Amortization Period:	30 Year closed from date of participation in WRS	30 Year closed from date of participation in WRS	30 Year closed from date of participation in WRS	30 Year closed from date of participation in WRS	30 Year closed from date of participation in WRS
Asset Valuation Method:	Five Year Smoothed Market (Closed)	Five Year Smoothed Market (Closed)	Five Year Smoothed Market (Closed)	Five Year Smoothed Market (Closed)	Five Year Smoothed Market (Closed)
Actuarial Assumptions					
Net Investment Rate of Return:	5.4%	5.4%	5.4%	5.4%	5.4%
Weighted based on assumed rate for:					
Pre-retirement:	6.8%	6.8%	7.0%	7.0%	7.0%
Post-retirement:	5.0%	5.0%	5.0%	5.0%	5.0%
Salary Increases					
Wage Inflation:	3.0%	3.0%	3.0%	3.0%	3.0%
Seniority/Merit:	0.1%-5.7%	0.1%-5.6%	0.1%-5.6%	0.1%-5.6%	0.1%-5.6%
Post-retirement Benefit Adjustments*:	1.7%	1.7%	1.9%	1.9%	1.9%
Retirement Age:	Experience-based table of rates that are specific to the type of eligibility condition. Last updated for the 2021 valuation pursuant to an experience study of the period 2018-2020.	Experience-based table of rates that are specific to the type of eligibility condition. Last updated for the 2021 valuation pursuant to an experience study of the period 2018-2020.	Experience-based table of rates that are specific to the type of eligibility condition. Last updated for the 2018 valuation pursuant to an experience study of the period 2015-2017.	Experience-based table of rates that are specific to the type of eligibility condition. Last updated for the 2018 valuation pursuant to an experience study of the period 2015-2017.	Experience-based table of rates that are specific to the type of eligibility condition. Last updated for the 2018 valuation pursuant to an experience study of the period 2015 - 2017.
Mortality:	2020 WRS Experience Tables. The rates based on actual WRS experience adjusted for future mortality improvements using the MP-2021 fully generational improvement scale from a base year of 2010.	2020 WRS Experience Tables. The rates based on actual WRS experience adjusted for future mortality improvements using the MP-2021 fully generational improvement scale from a base year of 2010.	Wisconsin 2018 Mortality Table. The rates based on actual WRS experience adjusted for future mortality improvements using the MP-2018 fully generational improvement scale (multiplied by 60%).	Wisconsin 2018 Mortality Table. The rates based on actual WRS experience adjusted for future mortality improvements using the MP-2018 fully generational improvement scale (multiplied by 60%).	Wisconsin 2018 Mortality Table. The rates based on actual WRS experience adjusted for future mortality improvements using the MP-2018 fully generational improvement scale (multiplied by 60%).

*No post-retirement adjustment is guaranteed. Actual adjustments are based on recognized investment return, actuarial experience, and other factors. Value is the assumed annual adjustment based on the investment return assumption and the post-retirement discount rate.

**SOUTHWEST WISCONSIN TECHNICAL COLLEGE
NOTES TO REQUIRED SUPPLEMENTARY INFORMATION
JUNE 30, 2025**

NOTE 2 WISCONSIN RETIREMENT SYSTEM (CONTINUED)

Significant methods and assumptions used in calculating the Wisconsin Retirement System Actuarially Determined Contributions:

	2019	2018	2017	2016	2015
Valuation Date:	December 31, 2017	December 31, 2016	December 31, 2015	December 31, 2014	December 31, 2013
Actuarial Cost Method:	Frozen Entry Age	Frozen Entry Age	Frozen Entry Age	Frozen Entry Age	Frozen Entry Age
Amortization Method:	Level Percent of Payroll-Closed Amortization Period	Level Percent of Payroll-Closed Amortization Period	Level Percent of Payroll-Closed Amortization Period	Level Percent of Payroll-Closed Amortization Period	Level Percent of Payroll-Closed Amortization Period
Amortization Period:	30 Year closed from date of participation in WRS	30 Year closed from date of participation in WRS	30 Year closed from date of participation in WRS	30 Year closed from date of participation in WRS	30 Year closed from date of participation in WRS
Asset Valuation Method:	Five Year Smoothed Market (Closed)	Five Year Smoothed Market (Closed)	Five Year Smoothed Market (Closed)	Five Year Smoothed Market (Closed)	Five Year Smoothed Market (Closed)
Actuarial Assumptions					
Net Investment Rate of Return:	5.5%	5.5%	5.5%	5.5%	5.5%
Weighted based on assumed rate for:					
Pre-retirement:	7.2%	7.2%	7.2%	7.2%	7.2%
Post-retirement:	5.0%	5.0%	5.0%	5.0%	5.0%
Salary Increases					
Wage Inflation:	3.2%	3.2%	3.2%	3.2%	3.2%
Seniority/Merit:	0.1%-5.6%	0.1%-5.6%	0.1%-5.6%	0.1%-5.6%	0.1%-5.6%
Post-retirement Benefit Adjustments*:	2.1%	2.1%	2.1%	2.1%	2.1%
Retirement Age:	Experience-based table of rates that are specific to the type of eligibility condition. Last updated for the 2015 valuation pursuant to an experience study of the period 2012 - 2014.	Experience-based table of rates that are specific to the type of eligibility condition. Last updated for the 2015 valuation pursuant to an experience study of the period 2012 - 2014.	Experience-based table of rates that are specific to the type of eligibility condition. Last updated for the 2015 valuation pursuant to an experience study of the period 2012 - 2014.	Experience-based table of rates that are specific to the type of eligibility condition. Last updated for the 2012 valuation pursuant to an experience study of the period 2009 - 2011.	Experience-based table of rates that are specific to the type of eligibility condition. Last updated for the 2012 valuation pursuant to an experience study of the period 2009 - 2011.
Mortality:	Wisconsin 2012 Mortality Table. The rates based on actual WRS experience adjusted for future mortality improvements using the MP-2015 fully generational	Wisconsin 2012 Mortality Table. The rates based on actual WRS experience adjusted for future mortality improvements using the MP-2015 fully generational	Wisconsin 2012 Mortality Table. The rates based on actual WRS experience adjusted for future mortality improvements using the MP-2015 fully generational	Wisconsin 2012 Mortality Table. The rates based on actual WRS experience projected to 2017 with scale BB to all for future improvements (margin) in mortality.	Wisconsin 2012 Mortality Table. The rates based on actual WRS experience projected to 2017 with scale BB to all for future improvements (margin) in mortality.

*No post-retirement adjustment is guaranteed. Actual adjustments are based on recognized investment return, actuarial experience, and other factors. Value is the assumed annual adjustment based on the investment return assumption and the post-retirement discount rate.

NOTE 3 TOTAL OPEB LIABILITY AND RELATED RATIOS ASSUMPTIONS

Materials and assumptions used to determine OPEB contribution rates are described in Note 8.

Supplementary Information

The following supplementary information is provided to document the District's compliance with budgetary requirements. This accountability is an essential requirement to maintain the public trust. The method of accounting used for budgetary compliance monitoring is substantially different from the method of preparing the basic financial statements of the District. At the end of this section is a reconciliation between the two methods.

**SOUTHWEST WISCONSIN TECHNICAL COLLEGE
GENERAL FUND
SCHEDULE OF REVENUES, EXPENDITURES, AND CHANGES
IN FUND BALANCE-BUDGET AND ACTUAL (NON-GAAP BUDGETARY BASIS)
YEAR ENDED JUNE 30, 2025
(WITH COMPARATIVE TOTALS FOR THE YEAR ENDED JUNE 30, 2024)**

	2025				2024
	Original Budget	Final Budget	Actual on a Budgetary Basis	Variance with Final Budget	Actual (Budgetary) Basis
REVENUES					
Local Government - Tax Levy	\$ 5,267,000	\$ 5,267,000	\$ 5,312,019	\$ 45,019	\$ 5,163,093
Intergovernmental Revenue					
State	11,643,000	11,643,000	11,777,883	134,883	11,921,410
Federal	1,713,700	1,713,700	1,631,494	(82,206)	1,263,590
Tuition and Fees					
Statutory Program Fees	4,868,000	4,868,000	4,801,618	(66,382)	4,697,107
Materials Fees	280,000	280,000	290,517	10,517	274,611
Other Student Fees	722,000	722,000	602,853	(119,147)	597,058
Institutional	2,917,700	2,917,700	2,800,280	(117,420)	3,053,207
Total Revenues	<u>27,411,400</u>	<u>27,411,400</u>	<u>27,216,664</u>	<u>(194,736)</u>	<u>26,970,076</u>
EXPENDITURES					
Current:					
Instruction	15,824,800	15,224,800	14,910,852	313,948	14,334,699
Instructional Resources	295,100	295,100	263,445	31,655	246,727
Student Services	3,490,500	3,490,500	3,029,357	461,143	2,963,744
General Institutional	6,009,100	6,609,100	6,542,158	66,942	6,058,977
Physical Plant	2,417,150	2,417,150	2,410,935	6,215	2,159,194
Total Expenditures	<u>28,036,650</u>	<u>28,036,650</u>	<u>27,156,747</u>	<u>879,903</u>	<u>25,763,341</u>
Excess (Deficiency) of Revenues Over (Under) Expenditures	(625,250)	(625,250)	59,917	685,167	1,206,735
OTHER FINANCING SOURCES (USES)					
Transfers In	228,764	228,764	511,437	282,673	156,983
Transfers Out	-	-	(57,395)	(57,395)	(51,093)
Total Other Financing Sources (Uses)	<u>228,764</u>	<u>228,764</u>	<u>454,042</u>	<u>225,278</u>	<u>105,890</u>
NET CHANGE IN FUND BALANCES	(396,486)	(396,486)	513,959	910,445	1,312,625
Fund Balance - Beginning of Year	<u>13,024,159</u>	<u>13,024,159</u>	<u>13,024,159</u>	<u>-</u>	<u>11,711,534</u>
FUND BALANCE - END OF YEAR	<u>\$ 12,627,673</u>	<u>\$ 12,627,673</u>	<u>\$ 13,538,118</u>	<u>\$ 910,445</u>	<u>\$ 13,024,159</u>
FUND BALANCE					
Nonspendable - Prepaid Expenses			\$ 184,274		
Assigned for State Aid Fluctuations			200,000		
Assigned for Post-Employment Benefits			4,882,846		
Assigned for Subsequent Year General Fund			1,600,000		
Unassigned			<u>6,670,998</u>		
Total Fund Balances			<u>\$ 13,538,118</u>		

**SOUTHWEST WISCONSIN TECHNICAL COLLEGE
SPECIAL REVENUE NONAIDABLE FUND
SCHEDULE OF REVENUES, EXPENDITURES, AND CHANGES
IN FUND BALANCE-BUDGET AND ACTUAL (NON-GAAP BUDGETARY BASIS)
YEAR ENDED JUNE 30, 2025
(WITH COMPARATIVE TOTALS FOR THE YEAR ENDED JUNE 30, 2024)**

	2025			2024	
	Original Budget	Final Budget	Actual on a Budgetary Basis	Variance with Final Budget	Actual (Budgetary) Basis
REVENUES					
Intergovernmental Revenue					
State	\$ 700,000	\$ 700,000	\$ 649,155	\$ (50,845)	\$ 681,369
Federal	7,100,000	7,100,000	6,059,321	(1,040,679)	5,226,799
Student Fees	400,000	400,000	290,928	(109,072)	281,767
Institutional	900,000	900,000	687,053	(212,947)	497,164
Total Revenues	<u>9,100,000</u>	<u>9,100,000</u>	<u>7,686,457</u>	<u>(1,413,543)</u>	<u>6,687,099</u>
EXPENDITURES					
Student Services	9,080,000	9,080,000	7,685,439	1,394,561	6,686,666
Auxiliary Services	45,000	45,000	19,200	25,800	40,142
Total Expenditures	<u>9,125,000</u>	<u>9,125,000</u>	<u>7,704,639</u>	<u>1,420,361</u>	<u>6,726,808</u>
Excess (Deficiency) of Revenues Over (Under) Expenditures	(25,000)	(25,000)	(18,182)	(18,982)	(39,709)
OTHER FINANCING SOURCES (USES)					
Transfers In	79,000	79,000	57,395	(21,605)	51,093
Total Other Financing Sources (Uses)	<u>79,000</u>	<u>79,000</u>	<u>57,395</u>	<u>(21,605)</u>	<u>51,093</u>
NET CHANGE IN FUND BALANCE	54,000	54,000	39,213	(40,587)	11,384
Fund Balance - Beginning of Year	<u>638,495</u>	<u>638,495</u>	<u>638,495</u>	<u>-</u>	<u>627,111</u>
FUND BALANCE - END OF YEAR	<u>\$ 692,495</u>	<u>\$ 692,495</u>	<u>\$ 677,708</u>	<u>\$ (40,587)</u>	<u>\$ 638,495</u>

**SOUTHWEST WISCONSIN TECHNICAL COLLEGE
CAPITAL PROJECTS FUND
SCHEDULE OF REVENUES, EXPENDITURES, AND CHANGES
IN FUND BALANCE-BUDGET AND ACTUAL (NON-GAAP BUDGETARY BASIS)
YEAR ENDED JUNE 30, 2025
(WITH COMPARATIVE TOTALS FOR THE YEAR ENDED JUNE 30, 2024)**

	2025				2024
	Original Budget	Final Budget	Actual on a Budgetary Basis	Variance with Final Budget	Actual (Budgetary) Basis
REVENUES					
Intergovernmental Revenue					
Federal	\$ 654,400	\$ 654,400	\$ -	\$ (654,400)	\$ 500,000
Institutional	75,000	75,000	102,512	27,512	93,715
Total Revenues	<u>729,400</u>	<u>729,400</u>	<u>102,512</u>	<u>(626,888)</u>	<u>593,715</u>
EXPENDITURES					
Current:					
Instruction	930,000	1,130,000	1,122,116	7,884	500,753
Instructional Resources	60,000	60,000	13,383	46,617	19,276
General Institutional	848,000	898,000	858,623	39,377	1,572,401
Physical Plant	1,972,365	1,772,365	1,759,258	13,107	4,643,238
Total Expenditures	<u>3,810,365</u>	<u>3,860,365</u>	<u>3,753,380</u>	<u>106,985</u>	<u>6,735,668</u>
Excess (Deficiency) of Revenues Over (Under) Expenditures	(3,080,965)	(3,130,965)	(3,650,868)	(519,903)	(6,141,953)
OTHER FINANCING SOURCES (USES)					
Proceeds from Debt	4,000,000	4,000,000	4,000,000	-	4,000,000
Transfers Out	(420,764)	(420,764)	(511,437)	(90,673)	(156,983)
Total Other Financing Sources (Uses)	<u>3,579,236</u>	<u>3,579,236</u>	<u>3,488,563</u>	<u>(90,673)</u>	<u>3,843,017</u>
NET CHANGE IN FUND BALANCE	498,271	448,271	(162,305)	(610,576)	(2,298,936)
Fund Balance - Beginning of Year	<u>(1,609,447)</u>	<u>(1,609,447)</u>	<u>(1,609,447)</u>	<u>-</u>	<u>689,489</u>
FUND BALANCE - END OF YEAR	<u>\$ (1,111,176)</u>	<u>\$ (1,161,176)</u>	<u>\$ (1,771,752)</u>	<u>\$ (610,576)</u>	<u>\$ (1,609,447)</u>

**SOUTHWEST WISCONSIN TECHNICAL COLLEGE
DEBT SERVICE FUND
SCHEDULE OF REVENUES, EXPENDITURES, AND CHANGES
IN FUND BALANCE-BUDGET AND ACTUAL (NON-GAAP BUDGETARY BASIS)
YEAR ENDED JUNE 30, 2025
(WITH COMPARATIVE TOTALS FOR THE YEAR ENDED JUNE 30, 2024)**

	2025				2024
	Original Budget	Final Budget	Actual on a Budgetary Basis	Variance with Final Budget	Actual (Budgetary) Basis
REVENUES					
Local Government - Tax Levy	\$ 6,700,000	\$ 6,700,000	\$ 6,700,000	\$ -	\$ 6,600,000
Intergovernmental Revenue					
State	24,000	24,000	24,415	415	24,536
Institutional	36,000	36,000	132,704	96,704	145,637
Total Revenues	<u>6,760,000</u>	<u>6,760,000</u>	<u>6,857,119</u>	<u>97,119</u>	<u>6,770,173</u>
EXPENDITURES					
Debt Services	<u>6,747,389</u>	<u>6,747,389</u>	<u>6,746,616</u>	<u>773</u>	<u>6,707,491</u>
Excess (Deficiency) of Revenues Over (Under) Expenditures	12,611	12,611	110,503	97,892	62,682
OTHER FINANCING SOURCES (USES)					
Premium on Issuance of Debt	140,000	140,000	108,680	(31,320)	162,920
Total Other Financing Sources (Uses)	<u>140,000</u>	<u>140,000</u>	<u>108,680</u>	<u>(31,320)</u>	<u>162,920</u>
NET CHANGE IN FUND BALANCE	152,611	152,611	219,183	66,572	225,602
Fund Balance - Beginning of Year	<u>1,886,664</u>	<u>1,886,664</u>	<u>1,886,664</u>	<u>-</u>	<u>1,661,062</u>
FUND BALANCE - END OF YEAR	<u><u>\$ 2,039,275</u></u>	<u><u>\$ 2,039,275</u></u>	<u><u>\$ 2,105,847</u></u>	<u><u>\$ 66,572</u></u>	<u><u>\$ 1,886,664</u></u>

**SOUTHWEST WISCONSIN TECHNICAL COLLEGE
 PROPRIETARY FUNDS – ENTERPRISE FUNDS
 SCHEDULE OF REVENUES, EXPENDITURES, AND CHANGES
 IN FUND BALANCE-BUDGET AND ACTUAL (NON-GAAP BUDGETARY BASIS)
 YEAR ENDED JUNE 30, 2025
 (WITH COMPARATIVE TOTALS FOR THE YEAR ENDED JUNE 30, 2024)**

	2025				2024
	Original Budget	Final Budget	Actual on a Budgetary Basis	Variance with Final Budget	Actual (Budgetary) Basis
OPERATING REVENUES					
Intergovernmental Revenue					
Federal	\$ 30,000	\$ 80,000	\$ 62,043	\$ (17,957)	\$ 50,147
Institutional	2,300,000	2,300,000	2,266,107	(33,893)	2,149,104
Total Operating Revenues	<u>2,330,000</u>	<u>2,380,000</u>	<u>2,328,150</u>	<u>(51,850)</u>	<u>2,199,251</u>
OPERATING EXPENSES					
Current:					
Auxiliary Services	2,400,000	2,450,000	2,415,346	34,654	1,950,781
Total Operating Expenditures	<u>2,400,000</u>	<u>2,450,000</u>	<u>2,415,346</u>	<u>34,654</u>	<u>1,950,781</u>
Excess (Deficiency) of Operating Revenues Over (Under) Operating Expenses	<u>(70,000)</u>	<u>(70,000)</u>	<u>(87,196)</u>	<u>(86,504)</u>	<u>248,470</u>
NET CHANGE IN NET POSITION	(70,000)	(70,000)	(87,196)	(86,504)	248,470
Net Position - Beginning of Year	<u>3,217,504</u>	<u>3,217,504</u>	<u>3,217,504</u>	<u>-</u>	<u>2,969,034</u>
NET POSITION - END OF YEAR	<u><u>\$ 3,147,504</u></u>	<u><u>\$ 3,147,504</u></u>	<u><u>\$ 3,130,308</u></u>	<u><u>\$ (86,504)</u></u>	<u><u>\$ 3,217,504</u></u>

**SOUTHWEST WISCONSIN TECHNICAL COLLEGE
 PROPRIETARY FUNDS – INTERNAL SERVICE FUNDS
 SCHEDULE OF REVENUES, EXPENDITURES, AND CHANGES
 IN FUND BALANCE-BUDGET AND ACTUAL (NON-GAAP BUDGETARY BASIS)
 YEAR ENDED JUNE 30, 2025
 (WITH COMPARATIVE TOTALS FOR THE YEAR ENDED JUNE 30, 2024)**

	2025				2024
	Original Budget	Final Budget	Actual on a Budgetary Basis	Variance with Final Budget	Actual (Budgetary) Basis
OPERATING REVENUES					
Institutional	\$ 4,455,000	\$ 4,455,000	\$ 3,580,169	\$ (874,831)	\$ 3,752,752
Total Operating Revenues	4,455,000	4,455,000	3,580,169	(874,831)	3,752,752
OPERATING EXPENSES					
Auxiliary Services	4,455,000	4,455,000	3,345,293	1,109,707	3,916,631
Total Operating Expenditures	4,455,000	4,455,000	3,345,293	1,109,707	3,916,631
Excess (Deficiency) of Operating Revenues Over (Under) Operating Expenses	-	-	234,876	234,876	(163,879)
NET CHANGE IN NET POSITION	-	-	234,876	234,876	(163,879)
Net Position - Beginning of Year	2,081,384	2,081,384	2,081,384	-	2,245,263
NET POSITION - END OF YEAR	<u>\$ 2,081,384</u>	<u>\$ 2,081,384</u>	<u>\$ 2,316,260</u>	<u>\$ 234,876</u>	<u>\$ 2,081,384</u>

SOUTHWEST WISCONSIN TECHNICAL COLLEGE
SCHEDULE TO RECONCILE BUDGET (NON-GAAP BUDGETARY) BASIS FINANCIAL STATEMENTS
TO STATEMENT OF REVENUES, EXPENSES, AND CHANGES IN NET POSITION
YEAR ENDED JUNE 30, 2025

	Governmental Funds				Proprietary Funds		Total	Reconciling Items	Statement of Revenues, Expenses, and Changes in Net Position
	General	Special Revenue	Capital Projects	Debt Service	Enterprise Funds	Internal Service			
REVENUES									
Local Government - Tax Levy	\$ 5,312,019	\$ -	\$ -	\$ 6,700,000	\$ -	\$ -	\$ 12,012,019	\$ -	\$ 12,012,019
Intergovernmental Revenue									
State	11,777,883	649,155	-	24,415	-	-	12,451,453	-	12,451,453 (a)
Federal	1,631,494	6,059,321	-	-	62,043	-	7,752,858	(2,693,719)	5,059,139 (b)
Tuition and Fees									
Statutory Program Fees	4,801,618	-	-	-	-	-	4,801,618	-	4,801,618
Materials Fees	290,517	-	-	-	-	-	290,517	-	290,517
Other Student Fees	602,853	290,928	-	-	-	-	893,781	-	893,781
Institutional	2,800,280	687,053	102,512	132,704	2,266,107	3,580,169	9,568,825	(3,639,677)	5,929,148 (c)
Total Revenues	27,216,664	7,686,457	102,512	6,857,119	2,328,150	3,580,169	47,771,071	(6,333,396)	41,437,675
EXPENDITURES/EXPENSES									
Current									
Instruction	14,910,852	-	1,122,116	-	-	-	16,032,968	523,348	16,556,316
Instruction Resources	263,445	-	13,383	-	-	-	276,828	212	277,040
Student Services	3,029,357	7,685,439	-	-	-	-	10,714,796	(6,753,802)	3,960,994
General Institutional	6,542,158	-	858,623	-	-	-	7,400,781	(1,615,869)	5,784,912
Physical Plant	2,410,935	-	1,759,258	-	-	-	4,170,193	(3,168,699)	1,001,494
Auxiliary Services	-	19,200	-	-	2,415,346	3,345,293	5,779,839	(4,296,573)	1,483,266
Depreciation/Amortization	-	-	-	-	-	-	-	6,105,654	6,105,654
Student Aid	-	-	-	-	-	-	-	4,009,679	4,009,679
Debt Services									
Principal	-	-	-	5,950,000	-	-	5,950,000	(5,950,000)	-
Interest	-	-	-	796,616	-	-	796,616	(59,001)	737,615
Total Expenditures/Expenses	27,156,747	7,704,639	3,753,380	6,746,616	2,415,346	3,345,293	51,122,021	(11,205,051)	39,916,970
Excess (Deficiency) of Revenues									
Over (Under) Expenditures/Expenses	59,917	(18,182)	(3,650,868)	110,503	(87,196)	234,876	(3,350,950)	4,871,655	1,520,705
OTHER FINANCING SOURCES (USES)									
Long-Term Debt Issued	-	-	4,000,000	-	-	-	4,000,000	(4,000,000)	-
Premium on Issuance of Debt	-	-	-	108,680	-	-	108,680	(108,680)	-
Transfers In	511,437	57,395	-	-	-	-	568,832	(568,832)	-
Transfers Out	(57,395)	-	(511,437)	-	-	-	(568,832)	568,832	-
Loss on Disposal of Capital Assets	-	-	-	-	-	-	-	(57,095)	(57,095)
Total Other Financing Sources (Uses)	454,042	57,395	3,488,563	108,680	-	-	4,108,680	(4,165,775)	(57,095)
NET CHANGE IN FUND BALANCE/NET POSITION	513,959	39,213	(162,305)	219,183	(87,196)	234,876	757,730	705,880	1,463,610
Fund Balance/Net Position - Beginning of Year	13,024,159	638,495	(1,609,447)	1,886,664	3,217,504	2,081,384	19,238,759	29,854,547	49,093,306
FUND BALANCE/NET POSITION - END OF YEAR	<u>\$ 13,538,118</u>	<u>\$ 677,708</u>	<u>\$ (1,771,752)</u>	<u>\$ 2,105,847</u>	<u>\$ 3,130,308</u>	<u>\$ 2,316,260</u>	<u>\$ 19,996,489</u>	<u>\$ 30,560,427</u>	<u>\$ 50,556,916 (d)</u>

**SOUTHWEST WISCONSIN TECHNICAL COLLEGE
SCHEDULE TO RECONCILE BUDGET (NON-GAAP BUDGETARY) BASIS FINANCIAL
STATEMENTS
TO STATEMENT OF REVENUES, EXPENSES, AND CHANGES IN NET POSITION
YEAR ENDED JUNE 30, 2025**

(a) State Grant Revenue is Presented on the Basic Financial Statement as Follows:

Operating	\$ 3,357,215
Nonoperating	9,094,238
	<u>\$ 12,451,453</u>

(b) Federal Grant Revenue is Presented on the Basic Financial Statement as Follows:

Operating	\$ 1,921,954
Nonoperating	3,137,185
	<u>\$ 5,059,139</u>

(c) Institutional Revenue is Reported on the Basic Financial Statement as Follows:

Nongovernmental Grants and Contracts	\$ 2,988,118
Auxiliary Enterprises	2,266,107
Investment Income	674,923
	<u>\$ 5,929,148</u>

(d) Reconciliation of Budgetary Basis Fund Balance and Net Position as Presented in the Basic Financial Statements:

Budgetary Basis Fund Balance	\$ 19,996,489
Capital Assets - Cost	93,211,528
Accumulated Depreciation/Amortization on Capital Assets	(43,870,585)
Receivable Adjustment	(500,000)
Lease Liabilities	(345,999)
Subscription Liabilities	(2,262,184)
Net Pension Liability and Deferred Items	1,657,688
General Obligation Bonds and Notes Payable	(16,150,000)
Unamortized Debt Premium	(373,335)
Net Other Postemployment Benefits and Deferred Items	(1,636,975)
Compensated Absences/Termination Benefit	(1,368,862)
Accrued Interest on Notes Payable	(49,042)
Encumbrances Outstanding at Year-End	2,248,193
	<u>\$ 50,556,916</u>



**INDEPENDENT AUDITORS' REPORT ON INTERNAL CONTROL OVER
FINANCIAL REPORTING AND ON COMPLIANCE AND OTHER MATTERS
BASED ON AN AUDIT OF FINANCIAL STATEMENTS PERFORMED IN
ACCORDANCE WITH *GOVERNMENT AUDITING STANDARDS***

Board of Directors
Southwest Wisconsin Technical College
Fennimore, Wisconsin

We have audited, in accordance with the auditing standards generally accepted in the United States of America and the standards applicable to financial audits contained in *Government Auditing Standards* issued by the Comptroller General of the United States, the financial statements of the business-type activities and the discretely presented component units of the Southwest Wisconsin Technical College (the District), as of and for the year ended June 30, 2025, and the related notes to the financial statements, which collectively comprise the District's basic financial statements, and have issued our report thereon dated December 16, 2025. The consolidated financial statements of the discretely presented component unit, Southwest Wisconsin Technical College Foundation, Inc. (the Foundation) were not audited in accordance with *Government Auditing Standards*, and, accordingly, this report does not include reporting on internal control over financial reporting or instances of reportable noncompliance associated with the Foundation.

Report on Internal Control Over Financial Reporting

In planning and performing our audit of the financial statements, we considered District's internal control over financial reporting (internal control) as a basis for designing audit procedures that are appropriate in the circumstances for the purpose of expressing our opinions on the financial statements, but not for the purpose of expressing an opinion on the effectiveness of the District's internal control. Accordingly, we do not express an opinion on the effectiveness of the District's internal control.

A deficiency in internal control exists when the design or operation of a control does not allow management or employees, in the normal course of performing their assigned functions, to prevent, or detect and correct, misstatements on a timely basis. *A material weakness* is a deficiency, or a combination of deficiencies, in internal control, such that there is a reasonable possibility that a material misstatement of the entity's financial statements will not be prevented, or detected and corrected, on a timely basis. *A significant deficiency* is a deficiency, or a combination of deficiencies, in internal control that is less severe than a material weakness, yet important enough to merit attention by those charged with governance.

Our consideration of internal control was for the limited purpose described in the first paragraph of this section and was not designed to identify all deficiencies in internal control that might be material weaknesses or significant deficiencies. Given these limitations, during our audit we did not identify any deficiencies in internal control that we consider to be material weaknesses. However, material weaknesses or significant deficiencies may exist that were not identified.

Report on Compliance and Other Matters

As part of obtaining reasonable assurance about whether the District’s financial statements are free from material misstatement, we performed tests of its compliance with certain provisions of laws, regulations, contracts, and grant agreements, noncompliance with which could have a direct and material effect on the financial statements. However, providing an opinion on compliance with those provisions was not an objective of our audit, and accordingly, we do not express such an opinion. The results of our tests disclosed no instances of noncompliance or other matters that are required to be reported under *Government Auditing Standards*.

Purpose of This Report

The purpose of this report is solely to describe the scope of our testing of internal control and compliance and the results of that testing, and not to provide an opinion on the effectiveness of the District’s internal control or on compliance. This report is an integral part of an audit performed in accordance with *Government Auditing Standards* in considering the District’s internal control and compliance. Accordingly, this communication is not suitable for any other purpose.



CliftonLarsonAllen LLP

Middleton, Wisconsin
December 16, 2025



CLA (CliftonLarsonAllen LLP) is a network member of CLA Global. See CLAGlobal.com/disclaimer. Investment advisory services are offered through CliftonLarsonAllen Wealth Advisors, LLC, an SEC-registered investment advisor.